



8. ROADWAY SIGNS:

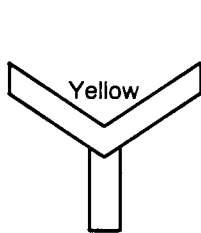


For Crossings



For Tunnels



Rule 15 (L)



Yard Limit Sign
Rule 93



Permanent
Speed
Restriction
Sign
Rule 10 (E)



Permanent
Resume
Speed
Sign
Rule 10 (E)



Stop Sign



Stop Sign



Rule 10 (A)



Rule 10 & 10 (D)



Rule 10 & 10 (D)

9. RULE 10(E):

Permanent speed restriction sign will be placed 2500 feet in advance of restriction.