



The WHISTLE POST

The Official Publication of the Garden State Division of the NMRA Northeastern Region

INSIDE

| | |
|--|-----------|
| <u>HARTFORD NATIONAL 2009</u> | <u>1</u> |
| <u>RESIN CASTING, PART 3</u> | <u>3</u> |
| <u>HARTFORD MODEL CONTEST</u> | <u>6</u> |
| <u>GSD/NJD JOINT MEET</u> | <u>9</u> |
| <u>MEETING MINUTES</u> | <u>10</u> |
| <u>HOLIDAY TIMETABLE- INFORMATION</u> | <u>12</u> |
| <u>GSD ELECTIONS</u> | <u>12</u> |
| <u>GSD EVENTS</u> | <u>12</u> |
| <u>JUNIATA RIVER & SOUTHERN</u> | <u>13</u> |
| <u>HOLIDAY TIMETABLE-DATES AND TIMES</u> | <u>14</u> |
| <u>HARTFORD IN PHOTOS</u> | <u>15</u> |



E-MAIL

GSDTRAINS@YAHOO.COM

WEBSITE

WWW.TRAINWEB.ORG/NERGSD

Hartford National 2009


"Pretty awesome!" were the words spoken by Ryan Anderson during his weekly podcast on www.modelrailcast.com. Ryan and his co-hosts produced a live show during the NMRA Hartford National convention in July. This was Ryan's first convention, and his reaction echoed the words said by many other attendees to the convention.

The venue for the convention was the Connecticut Convention Center, in Hartford. The beautiful facility opened in 2005. Most of the convention took place on the upper floor, with clinics, dining, auctions, LDSIG, tour desk, and registration. Later in the week, the National Train Show opened its doors on the bottom floor.

The Garden State Division (GSD) made its presence known at the convention, too. During the convention, GSD members entered models in the contest, gave clinics, and even gave product demonstrations at the Train Show. Some GSD members had their layouts open before and after the convention. Many of them were tied into the Layout Design Special Interest Group (LDSIG) activities by holding operating sessions on their layouts.

Bob Hamm, the National Contest Chairman, has done a wonderful job re-positioning the model contest as a "Celebration of models, photos, and crafts." As a result of his efforts, the number of entries in the room increased from 252 in Anaheim to 311 in Hartford. The model contest, alone, increased from 68 entries in Anaheim to 76 entries in Hartford. Hopefully, this growing trend in the contest room will continue in Milwaukee, in 2010.

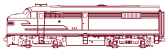
The National Train Show is always a big draw for model railroaders. This year was no exception. All of the booths were sold out for the National Train Show. You could find the latest technology, tools, models, and information at the show.

Packaged all together, the convention had something for everyone. Pretty awesome, indeed. 



Connecticut Convention Center

"Hartford National 2009" Continued on page 5



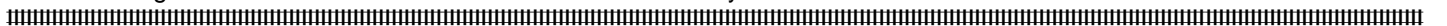
THE CAB

by President Tom Wortmann

Past and Future

Did you attend the National Convention in Hartford? Did you have a ball? I sure did with clinics galore, three layout tours, contests, modeling with the masters, silent auction and so much more. It was a week of trains. Even the lobby of the hotel, the check-in counter and tables had trains or train magazines on them. The convention center was huge. I gave a clinic and saw many more. I saw over 20 layouts on three tours. Many of the layouts were outstanding while the rest were very good. A number of huge clubs, and I mean huge, clubs were on the tours. One gentleman's layout was bigger than most clubs. It was indeed something to see. Then, there was the train show. The show occupied a huge floor area with lots to see and it was packed. Thank goodness the Friday morning session was open to NMRA members only. There was free stuff, demos, and much more. It is over now; it went too soon and left great memories.

The one missing person at the show was Hal Carstens. As many of you know, he passed away right before the convention. Hal was a milestone in our hobby. He saw much, did much more and helped form what you see today. What you may not know is that Hal was a very big supporter of the NMRA and was the huge help in getting the GSD reactivated in 2000 by paying all our bills. He asked that we do not advertise this, nor did he want to be brought to the podium at our regional convention. He was a good and humble man. If you go to our website, you will see a picture I took of him at the regional convention in 2006. Hal will be missed.



THE CABOOSE

by Editor Chuck Diljak

Did the Holidays come early?

How can I publish an issue of the *Whistle Post* that features coverage from the Hartford National convention from this past July and features holiday train shows and wishes? Watch me! I have my reasons.

Normally, this issue would be published in late September or early October. But, here is the story, and I am sticking to it.

In June, the officers of the Garden State Division learned that the New Jersey Division is holding a meet in Monmouth County. We have always wanted to have a joint session with our brethren to the south. Now, here is the perfect opportunity.

So, what does this have to do with receiving the holiday *Whistle Post* so early? Well, the officers of both divisions agreed to have the meet as a joint session. The agreement between the two divisions came after the publication of the last issue. So, in order to get the word out on time, this issue had to get published early.

Next year is the 75th anniversary of the NMRA. The National convention will take place in the city where it all started, the birthplace of the NMRA, Milwaukee Wisconsin. People are signing up for this now. I plan on going, are you? This should pan out to be one of the biggest and the best. If you never saw a national, then see this one, if you do attend them, then don't miss this one.

In other news the GSD and the NJD along with our regions have been working to correct some issues regarding our borders. By the end of the year, we hope to have it all corrected. These issues were zip codes not claimed by any region and zip codes covered by both. This all took place while the GSD was inactive. Both the regions and the divisions involved have all been very co-operative in this project.

So what's next? The summer meet and BBQ is set to go with food, clinics and lots for sale. We're not having door prizes this year because our local shops are hurting. Instead we'll be selling a number of items from the collection of one of our members who passed away last year. Much of the collection sold on eBay and at Hartford. We hope to get the rest of it sold at the BBQ. Good prices and some mystery boxes will be auctioned.

We are also having a dual division meet this fall with the NJD. Check the website and this issue for details. We set the date for our annual business meeting and elections, and are working on a new location for our Fall meet in 2010. So, things are happening. Come and join us and see for yourself.

What would a holiday issue be without sharing one of my own holiday memories? Last year, I related getting my first train set and its demise. This year, I will talk about a Christmas present my older brother received.

My brother, Dave, was into HO scale slot car racing. Dave would set up his race track on one half of a ping pong table while I set up my train set on the other half. Then, one Christmas, Dave received a section of race track that featured a railroad crossing for HO scale trains. Now, for the first time, we could cross the boundary and combine both of our sets. Dave and I had a lot of fun with it, but I think he enjoyed it more. For some reason his small cars could always successfully derail or knock over my trains at that crossing.

That's my holiday memory for this year. I hope you have a memorable and wonderful holiday season. I'll talk to you again in 2010!

AT THE THROTTLE

PRESIDENT

TOM WORTMANN
STATEN ISLAND, NY
MISKYRAILS@MSN.COM

VICE PRESIDENT

NORMAN FROWLEY, MMR
SOUTH ORANGE, NJ
NORMANFROW@AOL.COM

TREASURER

ANTHONY PICCIRILLO
SPARTA, NJ
ANTHONY13TRAINS@PTD.NET

SECRETARY

CIRO COMPAGNO
STATEN ISLAND, NY
GSDSECRETARY@VERIZON.NET

DIRECTORS AT LARGE

ANDREW BRUSGARD
UNION, NJ
AJB1102@COMCAST.NET

TOM CASEY

HACKENSACK, NJ
TCASEY@CO.BERGEN.NJ.US

BRUCE DE YOUNG

WEST MILFORD, NJ
BDEYOUNG@OPTONLINE.NET

ED FRAEDRICH

FAIR LAWN, NJ
EDFRED.ONE@VERIZON.NET

ROBERT TUMIELEWICZ

NEW BRUNWICK, NJ
RTUMIELEW@AOL.COM

REGIONAL DIRECTOR

ROGER OLIVER
DENVER, NJ
OLIVERR2@VERIZON.NET

EDITOR

CHUCK DILJAK
WAYNE, NJ
GSDWHISTLEPOST@YAHOO.COM

RESIN CASTING, PART 3

BY TOM GRIFFITHS

In the last issue of the *Whistle Post*, the process of making a mold was covered. Now we are finally at the fun part!

Find a clear spot on your work bench. The area needs to be a level spot. A level spot is important. If the surface is not level, castings of uneven thickness will be the result. The high

side will be thinner than the low side, since the casting medium is thin enough to level itself. If your bench is not level in all directions, get a piece of plywood larger than the mold box, level that with shims as necessary, and then proceed.

Gather the following items: a roll of paper towels, clean graduated measuring cups (the clear ones work best), a mixing rod or stick, the two bottles of casting medium, and the custom made bubble removing tool (also known as a straightened paper clip). Clip the end of the paper clip to make a sharp point. That is because the bubbles tend to only appear in the deepest, narrowest places. Also, if you do not have a bright light over your bench, set up a clip-on flood so that it shines down on the work area, but placed a little to one side. The importance of this will be explained soon.

There are many types of casting medium available. Do yourself a huge favor, and pick one that requires you to mix "equal amounts" of parts A and B. Since we are generally working with relatively small amounts of resin, you definitely don't need the aggravation of figuring out the correct proportions. If you learn nothing else from this article, remember that if you have a resin that requires you to "mix equal parts", you can easily mix any required amount with no accurate measuring or calculations required.

After measuring out two equal parts of resin and hardener, pour the contents of one cup into the other. Use your stirring rod to wipe out any remaining contents in the cup you are pouring from. Start stirring gently, immediately. If you stir vigorously, you will introduce air bubbles in unwanted amounts! As you are stirring, the mix will turn slightly "cloudy". After a short period, usually less than a minute, it will turn "crystal clear". At this point resin is ready to pour into the mold.

Try to pour the resin into the mold from a height of 3 or 4 inches. Try to get a thin stream as you pour. Just like when pouring the rubber for the mold, a thin stream of resin will eliminate many of the bubbles. You will still get some bubbles, but you want as few as possible. If you see a bubble attach itself to the mold, use the paper clip to poke it until it floats up into the body of the casting. The bubbles do not weaken the casting, but if they attach themselves to the mold surface, you will have a void in the finished casting that will need to be filled and smoothed, later.



A close-up of the cast details on the Hoboken Terminal model

"Resin Casting" Continued on page 4



Pour into a corner of the mold cavity and let the resin find its own way around the remainder of the cavity. When you pour slowly in a small stream, the resin will gently flow around and over all the details.

This is where the light comes into play! If you momentarily stop pouring and look at the surface of the resin, you will see by the reflection of the light that the resin is creeping up the sides of the mold. There will be a slight curve of the reflection at the edge of the wet resin. If you stop pouring here, you will produce a casting with a concave surface. Now, resume pouring and keep watching the reflection of the wet resin. When the mold is full, there will be an instant when the reflection is “flat” or “normal”. Ideally, this is when you want to stop. But, if you add too much resin, it can be filed or sanded off. If you pour beyond this ideal point, you will see the reflection change to a convex curve as the material “bulges” above the edge of the mold. Generally speaking, it is usually better to slightly overfill the mold, rather than use too little resin.


If you manage to find a source of cheap plastic, graduated mixing cups, throw the used ones in the trash. Use the towels to clean any resin off your tools. It is much easier to clean your tools when they are “wet” than after the resin hardens. If you haven’t found a source of cups, you can wipe them out thoroughly and re-use them. Before using the cups for the first time, mark them “A” and “B” to avoid contaminating them with the wrong part of the mixture. You can use any type of small cup to mix the resin in. I have not found any that resin will attack. The only difference between the brands seems to be how well the resin sticks to them after it hardens.

After each batch is done, compare the levels of material remaining in the bottles. Since the resin requires equal parts, the level left in each bottle should be the same. If you notice the level in each bottle is not the same, adjust the

amounts by a few drops over the next few batches.

Now is the hardest part of the whole process: Waiting! It is especially difficult to wait if it is your first time casting. But, wait until the casting hardens before trying to pop it out of the mold. The resin I use and recommend mixes clear and turns white as it hardens. This helps when you pour, because you can see those pesky air bubbles easily!

A part with a thick cross-section will harden faster than a very thin, or long, narrow part. I understand this is because heat is a factor in the curing process. A piece with more mass generates and retains more heat than a small cross-sectioned part. As the casting hardens, it will slowly turn white. After waiting the recommended time the instructions for your resin specify, you can finally remove the casting from the mold. Long, narrow castings will be soft, flexible, and still warm when removed from the mold. If you have castings like this, lay them flat on the work bench, straighten them gently, and let them cool. When the casting reaches room temperature, it will be fine. Alternately, you can just leave it in the mold until it is completely cold.

Well, that’s about it. I hope that at least a few of you have found this interesting. And more importantly, I hope that I have convinced a few of you to give it a try. 

| | |
|---|---|
| Appendix 1—Tools | |
| Paper towels | To clean up! |
| Paper clips | Bubble removal tool |
| Graduated cups..... | for mixing resin |
| 12” Mill bastard file | for flattening the back of castings |
| 80 grit garnet paper..... | for flattening the back of castings |
| Coarse emery cloth | for flattening the back of castings |
| An assortment of general modeling tools to make patterns and the mold boxes | |
| Appendix 2—Materials | |
| Evergreen styrene..... | strip, special shapes, and sheet stock |
| Plastruct products | strip, special shapes in styrene |
| They have some shapes that Evergreen does not have. They also have textured sheets. | |
| K+S Engineering | brass structural shapes in a wide variety |
| Northeastern Models..... | doll house moldings |
| William. K. Walthers..... | American patterned brick sheets |
| A well-stocked scrap box | |
| Resin casting materials – I highly recommend getting the starter kit for resin casting marketed by Micro-Mark: #82698 Complete Starter Set. | |

THE CLUB CAR

GARDEN STATE MODEL
RAILWAY CLUB
575 HIGH MOUNTAIN ROAD
NORTH HALEDON, NJ 07508
WWW.GSMRRCLUB.ORG

MODEL ENGINEERS RAILROAD
CLUB OF NORTH JERSEY
569 HIGH MOUNTAIN ROAD
NORTH HALEDON, NJ 07508
WWW.ANGELFIRE.COM/NJ4/MERRCNJ

THE MODEL RAILROAD CLUB
295 JEFFERSON AVENUE
UNION, NJ 07083
WWW.TMRCI.COM

NEW YORK SOCIETY OF MODEL
ENGINEERS
341 HOBOKEN ROAD
CARLSTADT, NJ 07072
WWW.MODELENGINEERS.ORG

RAMAPO VALLEY RAILROAD
CLUB
620 CLIFF STREET
HO-HO-KUS, NJ 07423

THE NMRA

NMRA NATIONAL
WWW.NMRA.ORG

NMRA NORTHEASTERN REGION
WWW.NERNMRA.ORG

GARDEN STATE DIVISION
WWW.TRAINWEB.ORG/NERGSD

NEW JERSEY DIVISION OF THE
NMRA MID-EASTERN REGION
WWW.NJDIVNMRA.ORG

SEND CLUB INFORMATION TO
MEMBERSHIP AND CLUB CONTACT:
TOM CASEY
TCASEY@CO.BERGEN.NJ.US

"Hartford National 2009" Continued from page 1

*Ed Fraedrich (l) and
Norman Frowley (r)
judging models in the
contest room. ▶*



◀ *Tom Wortmann
volunteered some
of his time to dem-
onstrate Iwata air-
brushes during the
National Train Show*

*This miniature RDC is
a model in T scale. T
scale is smaller than Z
scale, at 1:450. The
model runs using mo-
tors from pagers. ▶*



◀ *Tom Wortmann
Presenting his
clinic, "NMRA Photo
Contest Review"
during the conven-
tion.*



HARTFORD NATIONAL MODEL CONTEST

The Garden State Division (GSD) had quite a showing in the contest room At the Hartford National convention. The contestants not only brought in many great models, but they left with many awards.

GSD members Norman Frowley, Chuck Diljak, and Mike Bowler entered models in the structure categories of the contest. Tom Griffiths, a former member of the GSD and current member of the New Jersey Division, also entered models in the structure categories. In the spring 2009 issue of the *Whistle Post*, Bob Hamm, the National Contest Chairman, discussed the splitting of the structure contest into these two categories. As a result, Tom, Chuck, and Mike entered models in the scratch built category. Tom also entered a model in the kit built category, along with Norman.

The contest was very close in the scratch built category. The top three finishers accumulated 113, 112, and 111 points in the judging. Tom's model, an HO scale transfer bridge, received the top honors in this category. In addition to receiving first place, Tom also received additional awards for this model. Tom received the Hunterline Award and James L. Teese Award. The James L. Teese Award is presented in recognition of the highest number of points scored by a first time entrant at a national model railroad convention. The award was presented by Steve August, Superintendent of the Carolina Southern Division, on behalf of the Carolina Southern Division of the Mid-Eastern Region. The Hunterline Award is presented by Hunterline, a distributor of Mt. Albert Scale lumber and manufacturer of wood kits, to a modeler of a model made primarily from wood.

Norman and Tom finished one-two in the kit built category. Norman entered his Blackstone Paper Mill kit by South River Model Works. Norman added interior lights and details, including scratch built paper making machinery, in the model. The interior of Norman's model could be seen by removing the roof of the model. Tom's entry was an HO scale railroad tug. His model also won the Testors Floquil High Iron Award for the painted finish of the model, in addition to winning second place.

Tom also received honorable mentions for the other three models he entered in the scratch built structures contest. Tom entered a barge and two towers in the contest. Tom originally built the HO Scale Cardwell Junction tower for Tom Wortmann's Mohawk, Salem & Kensington layout. When Tom W. asked Tom G. if he would mind if he repainted the tower in his railroad's colors, red and white, Tom G. built the second tower he entered in the contest called Mohawk. He even went as far as to lean an old tower sign against the Cardwell Junction tower with the letters, "Wortmann" on it.

Chuck Diljak also entered a model in the scratch built structures contest, receiving an honorable mention for it. The model is an HO scale hoist house that will be placed as part of an anthracite mine scene he is build-



▲ Tom Griffiths stands beside his transfer bridge model. The model won first place in the scratch built structures category.

Norman Frowley stands beside his South River Model Works kit. The model won first place in the kit built structures category.▼



"Model Contest" Continued on page 7

MODELING TIP

PROBLEM:

YOU CAN NO LONGER FIND SCALE CRETE TO BUILD ROADS FOR YOUR LAYOUT.

SOLUTION:

DURING A CLINIC GIVEN BY LOU SASSI AT THE NMRA HARTFORD NATIONAL CONVENTION, LOU TOLD THE AUDIENCE THAT SCALE CRETE WAS NOTHING MORE THAN DAP READY MIX REPACKAGED FOR MODEL RAILROADERS.

LOU APPLIES THE DAP READY MIX TO HIS LAYOUT AND ALLOWS IT TO SET UP FOR 15 MINUTES BEFORE SCRIBING EXPANSION JOINTS AND CRACKS IN THE MATERIAL. SINCE THE MATERIAL IS ACTUALLY CONCRETE, DO NOT ALLOW IT TO COMPLETELY SET UP, SUCH AS OVERNIGHT, BEFORE SCRIBING.

DAP READY MIX HAS GOOD TEXTURE FOR CONCRETE AND ASPHALT ROADS, ACCORDING TO LOU.

FOR MORE INFORMATION ABOUT THE PRODUCT, USE THE LINK BELOW.

[DAP READY MIX](#)

CONGRATULATIONS

AUTHOR
BRUCE DE YOUNG, NER 484
WEST MILFORD, NJ

MODELING TIPS CAN BE SENT TO:
CHUCK DILJAK, EDITOR
GSDWHISTLEPOST@YAHOO.COM

“Model Contest” Continued from page 6

ing for his Wyoming Valley railroad.

Mike Bowler also entered two HO scale models in the scratch built structures category of the contest. His models, the Pinetar Millworks and Jones Hardware, are models of prototypes along the old Greenwood Lake and Boonton Railroad. Mike took photos of the structures, created drawings, and scratch built the models. The models are complete with interiors and removable roofs. Mike said, “Entering model contests and learning how and what the judges expect at the various levels, is a great experience in itself, not to mention, what it does for the model skills. Although, these are only my second and third models there will be many to come in the future.”


Well done, current and past Garden State Division members! 🏆

Tom Griffiths won second place for this HO railroad tug in the kit built structures category.▶



◀ *Chuck Diljak won honorable mention for this HO scale hoist house entered in the scratch built structures category.*

Tom Griffiths won honorable mention for this HO scale barge in the scratch built structures category.▶



“Model Contest” Continued on page 8



▲ Mike Bowler entered the HO Scale Pinetar Millworks (l) and Jones Hardware (r) in the scratch built structures category.




▲ Tom Griffiths won honorable mentions for his HO scale Mohawk (l) and Cardwell Junction (r) towers in the scratch built structures category.

Postcard Club Seeks Information on NJ Railroad Stations

Each year, the Garden State Postcard Club produces a checklist of New Jersey postcards for the fall issue of their newsletter, Hi-Lites. This year, the club is planning to redo the railroad station postcard list that they first produced 30 years ago, in 1979. Back then, the list ran for over 50 pages.

Since many towns in New Jersey had railroad stations, postcard information is needed on any and all of the stations. Over 1000 towns are known to have had stations, so this redo will be an extensive project. It is expected that the project will take 2-3 years to complete, but information is needed for the club's database, now. Currently, the club has over 1200 depots on the list and hopes that postcard information for the depots can be found. The club is only interested in postcards that show NJ railroad stations on the card.

If you have postcards of NJ railroad stations, please contact Robert Wolff, editor of the Garden State Postcard Collectors Club's newsletter Hi-Lites, at oldbooksnj@gmail.com with the following information:

- Full card Number
- Publisher's name
- Full caption on the card
- Postcard format, such as black and white printed card, color card, photographic card, and modern chrome. 

NEXT DIVISION MEETING

TIME:
9AM

DATE:
SEPTEMBER 19, 2009

LOCATION:
CHRIST CHURCH
90 KINGS HIGHWAY
MIDDLETOWN, NJ

DIRECTIONS:
CLICK ON THE MAPQUEST MAP THAT IS DISPLAYED ON THIS PAGE. CLICKING ON THE MAP WILL OPEN MAPQUEST ON THE INTERNET. THEN, YOU CAN OBTAIN CUSTOMIZED DIRECTIONS, FROM THERE.

AGENDA:
9AM-12NOON:
• CLINICS
• MEETING
• CONTEST

1PM-4PM:
• LAYOUT TOURS

CONTEST THEME:
MODEL PHOTOS


EVENT CONTACTS:
IF INTERESTED IN PRESENTING A CLINIC AT A DIVISION MEETING, PLEASE CONTACT EVENT CHAIR:

ROBERT TUMIELEWICZ
RTUMIELEW@AOL.COM

BRUCE DE YOUNG
BDEYOUNG@OPTONLINE.NET



GSD/NJD JOINT MEET




On September 19, the New Jersey Division of the Mid-Eastern Region and the Garden State Division of the Northeastern region is holding a joint meeting in northern Monmouth County. It has been a long time, if ever, since a unified New Jersey was represented at an NMRA meeting. The meeting will be held, at a new location in Middletown, NJ.

Two clinics are on the slate for the meet. One of the clinics will be presented by Ralph Heiss. Ralph recently published a book, "The Lehigh Valley Across New Jersey," and will be presenting a clinic on LVRR operations in northern New Jersey. It is through his research that he has been developing his own HO scale model railroad, the Lehigh Valley Harbor Terminal Railroad. His model railroad, set in 1951, is based on the Lehigh Valley and Jersey Central trackage on the Hudson River waterfront in Jersey City, NJ. Prepare for an educational clinic by Ralph!

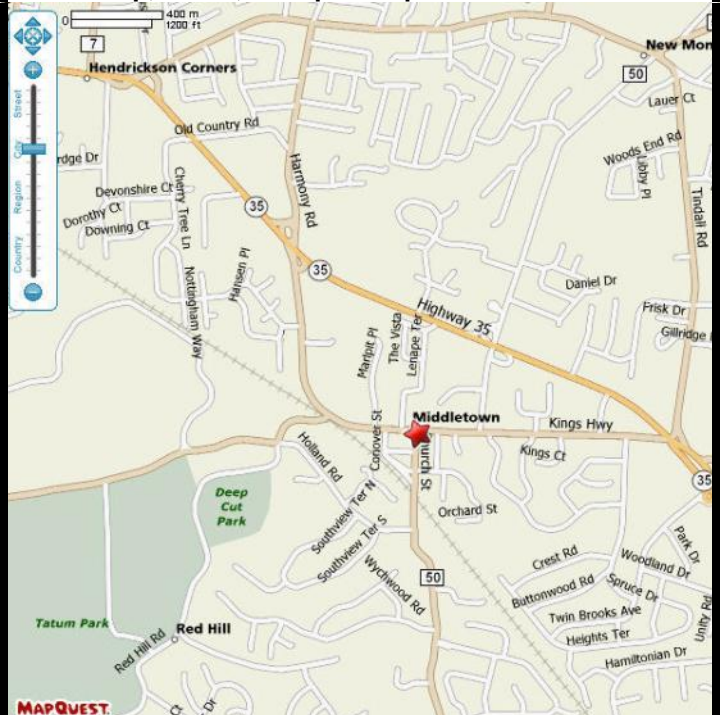
Have you ever wanted to create your own railroad schedule? You probably have the tool at your disposal, but never thought about using it for this purpose. This clinic will peel away the mysteries of Microsoft Excel by showing you how to use this powerful software to build your very own schedule.

The meet also features a contest. For this meet, the theme is "Model Photos". So bring your model photos to the contest.. The winners are determined by popular vote.

The afternoon will be filled with layout tours in the area. A list of the layouts will be available at the meeting. Armed with the list, you will be able to drive to the layouts you are interested in seeing.

See you there! 

▼The map, below, will open MapQuest when clicked on



THE BIG LITTLE RAILROAD SHOP

63 West Main Street, Somerville, NJ 08876

Hours: Tuesday-Friday 11:00 am-7:00 pm
Saturday 11:00 am-5:00 pm
Sunday 12:00 pm-4:00 pm

"NOT JUST TRAINS"
Slot Cars, Plastic Kits, Modeling & Diorama Supplies Too!

908.685.8892

email: jan@biglittle.com



MEETING MINUTES

BY SECRETARY CIRO COMPAGNO

Purpose:

Garden State Division (GSD) Staff Meeting

Date/Time:

June 28, 2009 at 11:00 a.m.

Place:

Home of Norman Frowley in South Orange, NJ

Attendees:

Andy Brusgard, Tom Casey, Ciro Compagno, Bruce De Young, Chuck Diljak, Ed Fraedrich, Norman Frowley, Roger Oliver, Anthony Piccirillo, Bob Tumielewicz, Tom Wortmann and guest Tom Piccirillo.

Secretary's Report

The March 29, 2009 GSD staff meeting minutes were read by Ciro. A few corrections were made. Motion was made to accept those minutes followed by a second motion. There were no dissenting votes.

Treasurer's Report

- Anthony Piccirillo presented year-to-date transaction and net worth summary. Motion was made to accept those minutes followed by a second motion. There were no dissenting votes.
- There are about 25 remaining GSD shirts. Suggested prices for the upcoming Summer Meet are 2 shirts for \$12 and 1 shirt for \$8. Anthony agreed to make a sign for the shirt sale.

Education Committee and AP Reports

- Norman reported that there is good continued progress in the AP program. The latest is that Bruce will be receiving a certificate for Model Railroad Author.
- Norman emphasized that there is continued need for more models at contests.
- Norman wrote an article about conformity in a recent *Whistle Post*. An article will be written about scratch building for the next *Whistle Post*.
- There was a group discussion about the word "contest". Generally, it was agreed that the word "contest" is appropriate and should be used. The continued focus should be on the positive learning experience versus pitting one modeler against another.

Events Report

- Tom Piccirillo suggested in having a future GSD meet hosted by the New Jersey Live Steamers. He will follow-up and keep us informed.
- Tom Casey, Bruce, Chuck and Tom Piccirillo volunteered to give future clinics.
- Bruce suggested having future rolling meets.
- There was a group discussion about having a joint meet with the New Jersey Division in Middletown, NJ in September 2009. Norman asked Tom Wortmann to follow-up and confirm.
- Model Railroad Day is planned for September 26, 2009 at Sleepy Lagoon, Lake Mohawk, Sparta, NJ:
 - Chuck suggested using Anthony's time saver and computerized switch lists, and perhaps have participants compete for prizes.
- There was a group discussion about the upcoming Summer Meet in North Haledon, NJ:
 - Plan for approximately 40 persons.

- Bruce volunteered to be the ticket collector. The ticket collector should stay by the BBQ, collect tickets and hand out food and soda. The soda should be placed near the BBQ.
- Name tags should be provided when tickets are given.
- Ed will handle two planned clinics.
- Ed will supply food and beverages. Salads and desserts are welcomed, and may be donated by anyone or by any group.
- Tom Wortmann will supply BBQ utensil, and handle the white elephant and mystery box auctions
- Andy will coordinate the 50/50 raffle.
- There will be no door prizes.
- The proposed event flyer was reviewed. Additional revisions will be made.

Membership Report

- The official GSD e-mail address is gsdtrains@yahoo.com. This and at least one other e-mail server has been used for GSD business. Generally, it was agreed that a single e-mail server should be used for GSD business. This will help ensure a recognizable and consistent method of sending GSD materials to members. A motion was tabled to tackle this issue. In the meantime, Anthony Piccirillo volunteered to experiment with the Yahoo account to better understand its ability and limitations.
- Tom Wortmann indicated that, with the exception of Hunterdon County, all remaining border issues were resolved with Roger Cason, President of the Mid-Eastern Region. All resolved issues will be submitted to the National for final review and approval.
- Tom Wortmann will continue addressing the Hunterdon County border issue. The next step is to mail out the letter and ballots to 11 effected members residing in this county.

Meeting Minutes Continued on Page 11

The Model Railroad Shop

290 Vail Avenue, Piscataway NJ 08854

Phone: 732-968-5696

Fax: 732-968-3314

Continuously operated since 1933

Daily 10AM - 6PM

Wed and Fri. 10AM - 9PM

Sun Closed

www.themodelrailroadshop.com

ABOUT THE WHISTLE POST

THE SUBMISSION DEADLINES FOR *THE WHISTLE POST*:

JANUARY 10
APRIL 10
JULY 10
OCTOBER 10

CONTRIBUTORS TO THIS ISSUE:

CIRO COMPAGNO
TOM GRIFFITHS
TOM WORTMANN

THANK YOU!

MISSION STATEMENT:

THE WHISTLE POST, THE NEWSLETTER OF THE NMRA'S GARDEN STATE DIVISION, SEEKS TO SERVE AS A VEHICLE FOR COMMUNICATION AMONG THE DIVISION'S MEMBERSHIP, SHOWCASE ACTIVITIES OF THE MEMBERSHIP, AND PROMOTE THE HOBBY OF MODEL RAILROADING.

COPYRIGHT:

© 2009 GARDEN STATE DIVISION.

ALL RIGHTS RESERVED.

THIS NEWSLETTER MAY NOT BE REPRODUCED IN PART OR IN WHOLE WITHOUT WRITTEN PERMISSION BY THE EDITOR AT: GSDWHISTLEPOST@YAHOO.COM

SUBSCRIPTION COST:

\$10 PER CALENDAR YEAR

CONTRIBUTIONS CAN BE SENT TO:

CHUCK DILJAK
31 KUIKEN COURT
WAYNE, NJ 07470
GSDWHISTLEPOST@YAHOO.COM

SEND ADDRESS CORRECTIONS AND SUBSCRIPTION PAYMENTS TO:

ANTHONY PICCIRILLO
748 WEST SHORE TRAIL
SPARTA, NJ 07871
ANTHONY13TRAINS@PTD.NET

PHOTO THEME FOR NEXT ISSUE: *TOWERS (WATER, SIGNAL, ETC.)*



▲ This tower is on Bert Sacco's HO scale Allegheny Union Railroad. Bert's layout was open for tours during the Hartford National convention.

Photo Theme is a one or two page feature in each issue of *The Whistle Post*, based on a theme. Photos and captions can be e-mailed to gsdwhistlepost@yahoo.com.

Meeting Minutes Continued from page 10

Whistle Post Report


- Chuck requested the corrected March 2009 meeting minutes are needed for the summer issue.
- Chuck indicated that the overriding theme for the fall issue will be the 2009 Hartford Convention. He asked for favorite stories and pictures.
- Generally, articles are being moved around to fit better in future issues.

Election 2010

As required by the GSD By-laws:

- Tom Wortmann appointed Bob as the Chairman of the Nominating Committee.
- Bob appointed Bruce to serve on the Nominating Committee.
- The Nominating Committee shall prepare a slate of candidates for election at the Annual Meeting including at least one name for each elective office in accordance with Article 7 of the Constitution of the GSD.
- The Nominating Committee shall provide the names of the candidates to the Editor of the *Whistle Post* for publication in the issue preceding the Annual Meeting.

Next staff meeting to be determined.
Meeting adjourned around 2:45 p.m.

Respectfully submitted,
Ciro Compagno, Secretary 

HOLIDAY TIMETABLE—INFORMATION

Amherst Railway Society Railroad Show

Eastern States Exposition Fairgrounds (The Big E)
West Springfield, MA
www.railroadhobbyshow.com

Craftsman Structure Show

Holiday Inn, 31 Hampshire Street
Mansfield, MA
www.css09.com
See website for details

Essex Steam Train Santa Special

One Railroad Avenue
Essex, CT
www.essexsteamtrain.com/santa.html
Coach: \$17, Parlor: \$34

Great Scale Model Train Show

Maryland State Fair Grounds
2200 York Road
Timonium, MD
www.gsmts.com
Adults \$9, Children 15 and under Free, Family \$18

Garden State Model Railway Club

575 High Mountain Road
North Haledon, NJ
www.gsmrclub.org

Greenberg Show in Edison, NJ

New Jersey Expo Center, 97 Sunfield Avenue
Edison, NJ
www.trainshow.org
Adults \$7, Children under 12, Free

Greenberg Show in Somerset, NJ

Garden State Exhibit Center
Somerset, NJ
www.trainshow.org
Adults \$7, Children under 12, Free

Model Railroad Club, The

295 Jefferson Avenue
Union, NJ
www.tmrcki.com
Adults \$7, Children under 16, Seniors over age 59 \$6
\$1 discount on advanced tickets.

New Hope & Ivyland Railroad

32 West Bridge Street
New Hope, PA
www.newhoperailroad.com
Weekend and Weekday rates vary

New York Society of Model Engineers (NYSME)

341 Hoboken Road
Carlstadt, NJ
www.modelengineers.org
Adults \$5, Children \$1

NYSME Scale Only Swap Meet

St. Joseph's Church
120 Hoboken Road
East Rutherford, NJ
www.modelengineers.org
Adults \$5, Wives and Children, Free

Northwest Jersey Train-O-Rama

Dover High School, 100 Grace Street
Dover, NJ
www.dovertrainshow.com
\$5 if preregistered or \$6 at the door

Ramapo Valley Railroad Club

620 Cliff Street
Ho-Ho-Kus, NJ
Adults \$4, Children \$1, family maximum \$10



GSD ELECTIONS

The Garden State Division is seeking nominations for the following positions on the board:

- President
- Vice-President
- Secretary
- Treasurer
- Directors (2 positions)

Nominations can be e-mailed to Bob Tumielewicz at rtumielew@aol.com or Bruce De Young at bdeyoung@optonline.net

The election of officers will take place during the annual business meeting at 12 Noon on January 17, 2010 at the Ramapo Valley Railroad club in Ho-Ho-Kus, NJ.



GSD Events

Saturday 9/19/2009 NMRA New Jersey Division and Garden State Division Joint Meet, Christ Church, 90 Kings Highway, Middletown, NJ. Clinics & meeting: 9AM-12 Noon, Layout tours: 1PM-4PM.

Saturday 9/26/2009 NMRA Garden State Division Railroad Family Youth Day, Sleepy Lagoon, Lake Mohawk, NJ. 3PM. For directions, contact Anthony Piccirillo at: anthony13trains@ptd.net.

Sunday 1/17/2010 NMRA Garden State Division Annual Business Meeting at the Ramapo Valley Railroad Club, 620 Cliff Street, Ho-Ho-Kus, NJ, 12 Noon. Agenda will cover elections, annual business meeting, clinics, and more. Snow Date: 1/24/2010.

CIRO'S CORNER

THE JUNIATA RIVER AND SOUTHERN IS AN HO SCALE LAYOUT I AM CONSTRUCTING IN MY BASEMENT.

THIS SERIES OF ARTICLES WILL FOLLOW THE PROGRESS BEING MADE ON THE LAYOUT.

THIS SIDE COLUMN HIGHLIGHTS THE WEBSITES OF PRODUCTS I USED DURING THE CONSTRUCTION OF MY LAYOUT. CLICK ON ANY OF THE PRODUCT NAMES LISTED BELOW.

[HALO LIGHTS](#)

[SYLVANIA LIGHTS](#)

[ARMSTRONG TILE](#)

QUESTIONS REGARDING THIS SERIES CAN BE SENT TO:
CIRO COMPAGNO
GSDSECRETARY@VERIZON.NET

JUNIATA RIVER & SOUTHERN, PART II

BY CIRO COMPAGNO

March 2009►

Installed Halo recessed lighting in the play room/crew lounge and layout aisle. Sylvania Dulux, R30, 16W compact fluorescent bulbs are used in the Halo fixtures. In addition, many holes and gaps in the rim joists and flooring were filled with polyurethane insulating foam sealant. I also insulated the rim joists and HVAC ducts with paperfaced fiberglass insulation. The installation of ductwork and room fascia around the room was begun. This will provide a finished look to the room.



May 2009►

Finished the room electrical work:

- 20 amp circuit for floor-level duplex receptacles spaced 6 ft. on-center.
- 20 amp circuit for ceiling-level duplex receptacles for future layout lighting and miscellaneous power needs.
- 20 amp circuit for duplex receptacle for future room dehumidifier.




April 2009

Installed Armstrong vinyl composite tile flooring throughout the basement. The flooring provides a nice, clean floor surface with minimal loss of floor-to ceiling height. Additional coverings, such as rubber matting and area rugs, can always be added later for additional comfort.



June 2009

Finished installing wood fascia around the entire basement. Installed valance in layout area. Valance is constructed of 1x6 and 1x10 pine boards that are attached directly to the wood joists using metal clips and bars. The two different board sizes are due to the two different ceiling heights in the planned layout area. The approximate front half of the basement has a lower ceiling due to a sunken living room on the floor above. 

HOLIDAY TIMETABLE—DATES AND TIMES

| | | | |
|---------------------------|-----------------------|---------------------------------------|--|
| Saturday, Oct. 10 | 9 AM—4 PM | Great Scale Model Train Show | www.gsmts.com |
| Sunday, Oct. 11 | 10 AM—4PM | Great Scale Model Train Show | www.gsmts.com |
| Saturday, Oct. 24 | 10 AM—3PM | NYSME Scale Only Swap Meet | www.modelengineers.org |
| Daily, Nov. 12 to Nov. 14 | Times vary by day | Craftsman Structure Show | www.css09.com |
| Daily, Nov. 20 to Dec. 23 | See website for times | New Hope & Ivyland Railroad | www.newhoperailroad.com |
| Friday, Nov. 20 | 7—10 PM | New York Society of Model Engineers | www.modelengineers.org |
| Saturday, Nov. 21 | 1—6 PM | New York Society of Model Engineers | www.modelengineers.org |
| | 9 AM—3 PM | Northwest Jersey Train-O-Rama | www.dovertrainshow.com |
| Sunday, Nov. 22 | 1—6 PM | New York Society of Model Engineers | www.modelengineers.org |
| Friday, Nov. 27 | Noon—10 PM | Model Railroad Club, The | www.tmrcl.com |
| | 1 PM and 2:30 PM | Essex Steam Train Santa Special | www.essexsteamtrain.com/santa.html |
| | 7—10 PM | Garden State Railway Club | www.gsmrrclub.org |
| | 7—10 PM | New York Society of Model Engineers | www.modelengineers.org |
| Saturday, Nov. 28 | 10 AM—4 PM | Greenberg Show in Edison, NJ | www.trainshow.org |
| | 10 AM—8 PM | Model Railroad Club, The | www.tmrcl.com |
| | 1 PM and 2:30 PM | Essex Steam Train Santa Special | www.essexsteamtrain.com/santa.html |
| | 1—5 PM | Garden State Railway Club | www.gsmrrclub.org |
| | 1—6 PM | New York Society of Model Engineers | www.modelengineers.org |
| | 1—4 PM | Ramapo Valley Railroad Club | |
| Sunday, Nov. 29 | 10 AM—4 PM | Greenberg Show in Edison, NJ | www.trainshow.org |
| | 11 AM—6 PM | Model Railroad Club, The | www.tmrcl.com |
| | 1 PM and 2:30 PM | Essex Steam Train Santa Special | www.essexsteamtrain.com/santa.html |
| | 1—5 PM | Garden State Railway Club | www.gsmrrclub.org |
| | 1—4 PM | Ramapo Valley Railroad Club | |
| | 1—6 PM | New York Society of Model Engineers | www.modelengineers.org |
| Friday, Dec. 4 | 7—10 PM | Garden State Railway Club | www.gsmrrclub.org |
| | 7—10 PM | Model Railroad Club, The | www.tmrcl.com |
| | 7—10 PM | New York Society of Model Engineers | www.modelengineers.org |
| Saturday, Dec. 5 | 10 AM—8 PM | Model Railroad Club, The | www.tmrcl.com |
| | 1 PM and 2:30 PM | Essex Steam Train Santa Special | www.essexsteamtrain.com/santa.html |
| | 1—5 PM | Garden State Railway Club | www.gsmrrclub.org |
| | 1—6 PM | New York Society of Model Engineers | www.modelengineers.org |
| Sunday, Dec. 6 | 9 AM—3 PM | Northwest Jersey Train-O-Rama | www.dovertrainshow.com |
| | 11 AM—6 PM | Model Railroad Club, The | www.tmrcl.com |
| | 1 PM and 2:30 PM | Essex Steam Train Santa Special | www.essexsteamtrain.com/santa.html |
| | 1—5 PM | Garden State Railway Club | www.gsmrrclub.org |
| | 1—6 PM | New York Society of Model Engineers | www.modelengineers.org |
| Friday, Dec. 11 | 7—10 PM | Garden State Railway Club | www.gsmrrclub.org |
| | 7—10 PM | Model Railroad Club, The | www.tmrcl.com |
| Saturday, Dec. 12 | 10 AM—8 PM | Model Railroad Club, The | www.tmrcl.com |
| | 1 PM and 2:30 PM | Essex Steam Train Santa Special | www.essexsteamtrain.com/santa.html |
| | 1—5 PM | Garden State Railway Club | www.gsmrrclub.org |
| | 1—4 PM | Ramapo Valley Railroad Club | |
| Sunday, Dec. 13 | 11 AM—6 PM | Model Railroad Club, The | www.tmrcl.com |
| | 1 PM and 2:30 PM | Essex Steam Train Santa Special | www.essexsteamtrain.com/santa.html |
| | 1—5 PM | Garden State Railway Club | www.gsmrrclub.org |
| | 1—4 PM | Ramapo Valley Railroad Club | |
| Saturday, Dec. 19 | 1 PM and 2:30 PM | Essex Steam Train Santa Special | www.essexsteamtrain.com/santa.html |
| Sunday, Dec. 20 | 1 PM and 2:30 PM | Essex Steam Train Santa Special | www.essexsteamtrain.com/santa.html |
| Sunday, Dec. 27 | 1—4PM | Ramapo Valley Railroad Club | |
| Saturday, Jan. 16 | 10 AM—4 PM | Greenberg Show in Somerset, NJ | www.trainshow.org |
| Sunday, Jan. 17 | 10 AM—4 PM | Greenberg Show in Somerset, NJ | www.trainshow.org |
| Saturday, Jan. 30 | 9 AM—5 PM | Amherst Railway Society Railroad Show | www.railroadhobbyshow.com |
| Sunday, Jan. 31 | 10 AM—5 PM | Amherst Railway Society Railroad Show | www.railroadhobbyshow.com |

SUPPORTING HOBBY SHOPS

THE BIG LITTLE RAILROAD SHOP
63 WEST MAIN STREET
SOMERVILLE, NJ 08876
PHONE: 908-685-8892
E-MAIL: JAN@BIGLITTLE.COM
WWW.BIGLITTLE.COM
TUES-FRI 11AM - 7PM
SAT..... 11AM - 5PM
SUN 12PM - 4PM

JACKSON HOBBY SHOP
2275 W. COUNTY LINE RD.
BENNETTS MILLS PLAZA
JACKSON NJ 08527
PHONE: 732-364-3334
WWW.JACKSONHOBBY.COM
TUES, WED, THURS..... 10AM - 6PM
FRI..... 10AM - 8PM
SAT..... 10AM - 5PM
SUN, MON..... CLOSED

THE MODEL RAILROAD SHOP
290 VAIL AVE.
PISCATAWAY, NJ 08854
PHONE: 732-968-5696
WWW.THEMODELRAILROADSHOP.COM
DAILY..... 10AM - 6PM
WED AND FRI 10AM - 9PM
SUN CLOSED

THANK YOU!

THE JACKSON HOBBY SHOP SUPPORTS THE NMRA BY PROVIDING A 10% DISCOUNT ON TRAINS AND TRAIN SUPPLIES WHEN YOU SHOW YOUR NMRA CARD. THE REMAINING HOBBY SHOPS SUPPORT THE GARDEN STATE DIVISION BY PROVIDING DOOR PRIZES FOR OUR MEETINGS.



HARTFORD IN PHOTOS



NMRA 2009

◀ Bill Dressler's G scale garden layout


Photo by Tom Wortmann



Rich Watz, of the Northeastern Region, won the Gold Award for Best in Show for his scratch built round house in HO scale.▶



◀ A scene from the HO scale North Shore Model Railroad Club



Ric Keller's N scale Boston & Maine, New Hampshire Division▶





Chuck Diljak
31 Kuiken Court
Wayne, NJ 07470

*The date in the mailing label corner identifies
when your subscription ends ⇔ 1/10*

Subscriptions run from January to December



NER 1 NMRA



A scene from Keith Shonemann's HO scale Pennsylvania & New England. Keith's layout was open for tours during the NMRA Hartford National convention.