
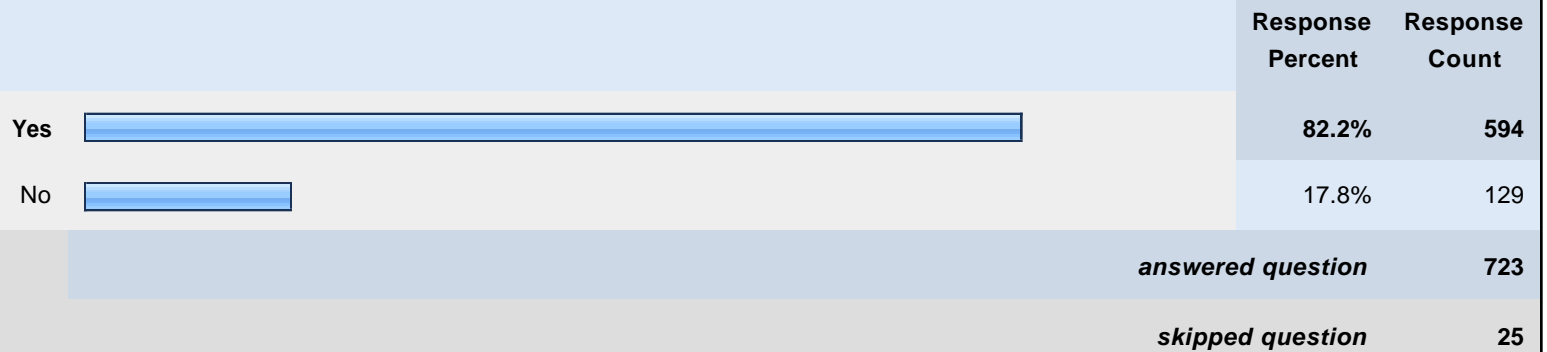


# BAR CAR SURVEY



## 1. Would you like to see Metro-North and the CT DOT continue offering bar car service on trains?





## 2. Do you regularly use bar cars if they are offered on your train?





### 3. How do you feel about the seating in the proposed bar car design?

		Response Percent	Response Count
Right amount		80.5%	553
Not enough		19.5%	134
<i>answered question</i>			<b>687</b>
<i>skipped question</i>			<b>61</b>



### 4. Do you like the banks of seating that face 4 and 6 across with a small table?

		Response Percent	Response Count
Yes		56.7%	407
No		43.3%	311
<i>answered question</i>			<b>718</b>
<i>skipped question</i>			<b>30</b>




### 5. Do you like the small booths in the proposed bar area?

	Response Percent	Response Count
Yes 	59.1%	426
No 	40.9%	295
<i>answered question</i>		721
<i>skipped question</i>		27




### 6. Do you prefer the seating in the current bar cars?

	Response Percent	Response Count
Yes 	37.7%	269
No 	62.3%	444
<i>answered question</i>		713
<i>skipped question</i>		35



### 7. When you ride in the bar car, do you prefer to stand or sit?

	Response Percent	Response Count
Prefer to stand 	41.2%	299
Prefer to sit 	29.3%	213
Doesn't matter 	29.5%	214
<b>answered question</b>		<b>726</b>
<b>skipped question</b>		<b>22</b>



### 8. Do you like to congregate in small or large groups in the bar car?

	Response Percent	Response Count
I stand by myself 	17.1%	123
Small groups 	64.2%	461
Large groups 	18.7%	134
<b>answered question</b>		<b>718</b>
<b>skipped question</b>		<b>30</b>




**9. Do you meet with "regulars" in the bar car?**

	Response Percent	Response Count
Yes 	55.9%	405
No 	44.1%	319
<i>answered question</i>		<b>724</b>
<i>skipped question</i>		<b>24</b>



**10. Do you prefer the amount of standing room in the proposed bar cars?**

	Response Percent	Response Count
Yes 	58.7%	407
No 	41.3%	286
<i>answered question</i>		<b>693</b>
<i>skipped question</i>		<b>55</b>



### 11. Would you prefer to see a handrail or counter for placing computers?

	Response Percent	Response Count
Handrail 	19.4%	140
Counter for Computers 	49.4%	357
Doesn't matter 	35.0%	253
<i>answered question</i>		<b>722</b>
<i>skipped question</i>		<b>26</b>




### 12. Looking at the proposed design, do you like the location of the bar?

	Response Percent	Response Count
Yes 	68.2%	472
No 	31.8%	220
<i>answered question</i>		<b>692</b>
<i>skipped question</i>		<b>56</b>



### 13. Do you think the proposed design offers enough room for the bar?

	Response Percent	Response Count
Yes 	49.2%	349
No 	50.8%	360
<i>answered question</i>		709
<i>skipped question</i>		39




### 14. Would you be likely to use the small booths as proposed in the bar car design?

	Response Percent	Response Count
Yes 	27.7%	199
No 	33.3%	239
Not Certain 	39.0%	280
<i>answered question</i>		718
<i>skipped question</i>		30

### 15. Do like the proposed location of the bathroom?

		Response Percent	Response Count
Yes		69.9%	490
No		30.1%	211
<i>answered question</i>			<b>701</b>
<i>skipped question</i>			<b>47</b>

### 16. Considering the proposed design, do you think you would be more of less likely to ride in the bar car?

		Response Percent	Response Count
More likely		44.7%	325
Less likely		8.9%	65
Won't change my commute		46.4%	337
<i>answered question</i>			<b>727</b>
<i>skipped question</i>			<b>21</b>

**17. Please offer any comments you have on current or proposed bar cars on Metro-North.**

	Response Count
	303
<i>answered question</i>	<b>303</b>
<i>skipped question</i>	<b>445</b>

**18. If you'd like updates on the work of the CT Rail Commuter Council, give us your contact information.**

	Response Percent	Response Count
Name: <input type="text"/>	97.0%	194
City/Town: <input type="text"/>	<b>98.5%</b>	<b>197</b>
Email Address: <input type="text"/>	94.5%	189
<i>answered question</i>		<b>200</b>
<i>skipped question</i>		<b>548</b>