



The Carolina Piedmont Herald

Newsletter of the Carolina Piedmont Division, MER, NMRA

November 2011

Next Division Meeting

Tuesday, December 13, 2011

**Cary Senior Center
Fred G. Bond Metro Park
120 Maury O'Dell Place
Cary, NC**

**6:30 PM – Board of Directors Meeting
7:00 PM – Membership Meeting**

Popular Vote Contest

**Sponsored by Kim Parker of Train Buddy
Hobby Shop**
Next contest January

©2011 Carolina Piedmont Division of the Mid-Eastern
Region of the NMRA

The Carolina Piedmont Herald is published monthly by the Carolina Piedmont Division, Mid-Eastern Region of the National Model Railroad Association. **Submissions:** Please send news items, inquiries and comments to the Editor of the Herald by the 15th of the month:

Jack Dziadul, Clerk and Editor
dziadul@windstream.net
919-718-0368 - 919-721-8757 cell

The opinions expressed in this newsletter are those of the author of each article or the Editor of the Carolina Piedmont Herald and do not necessarily reflect the official position of the Carolina Piedmont Division.

Membership Barometer

Total Division Membership	132
http://www.trainweb.org/cpd13/	
Yahoo Group Members	93
http://groups.yahoo.com/group/cpd13/	
Attendance 11/8/11	28 + 1 guest



December Program

Fifth Annual Yankee Swap

Financial Report

By Jerry Mersch, Assistant Paymaster

October 2011

Balance In Checking 9/30/11	\$6,701.21
-----------------------------	------------

Income

Train Show Change Reimbursement	\$ 200.00
Train Show Ticket Sales	\$ 246.00
Convention Shirts	\$ 423.00
Layout Raffle	\$ 200.00
Train Show Table Fees	\$1,189.00
NMRA Per Capita Payment	\$ 59.50
Total	\$2,317.50

Expenses

Train Show Space Cost	\$1,000.00
Holiday Trains for Kids 6 Sets	\$ 330.00
October Meeting Refreshments	\$ 16.23
Train Show Advance Change	\$ 200.00
Total	-\$1,546.23

Balance In Checking 10/31/11	\$7,472.48
------------------------------	------------

For Sale

Norfolk Southern 40' box cars HO scale.

The price is \$15 each and \$50 for a 4 car set to non-division members, \$12.50 each and \$40 for division members. There are about 70 left. To purchase see John Janosko or email johnajan@embarqmail.com.

Board of Directors

Superintendent

Grif Bond, Wake Forest, 919-556-7066
grifbond@embarqmail.com

Assistant Superintendent

Jim Murphy, Cary, 919-460-7763

berkshireshort@yahoo.com

Division Clerk

Jack Dziadul, Sanford, 919-721-8757

dziadul@windstream.net

Division Paymaster

John Rudisill, Clayton, 919-934-7029

Jrudi123@aol.com

Director (term ending in January 2012)

John Wallis, Apex, 919-387-0325

wallisjm@att.net

Director (term ending in January 2013)

Vic Bitleris, Raleigh, 919-870-7558

vbitleris@nc.rr.com

Director (term ending in January 2014)

Rob Rousseau, Holly Springs, 919-368-0586

railroad@nc.rr.com

Piedmont Crossing Volunteers from Carolina Piedmont Division 13



Piedmont Crossing Feedback

Martin Brechbiel posted the following.

"If Cary was the Gold Standard from the prior time we were there, the bar just jumped a quantum leap upwards from what I was able to get out and about to see and observe!"

They ran 4 tracks of clinics every day 8:30 am through a 10 pm start time - I had 2 of the latter slots and good attendance at both!

Ok, since I was not able to get out of the hotel my ears told me that the open houses and ops sessions were well attended and successful despite the heavy rain and cold in Cary. Yes, I know it was colder to the north, but Thursday was a beauty of a day at the start of the convention and Sunday was as well. Those in between were a bit less so.

Contest room was well populated - 28 judged in every category - 1st time. I've been able to hand out every plaque! We had close to a 20 person judging crew including a very healthy number of apprentices. Ran smoothly enough that I was able to have everything done and the presentation loaded onto the banquet computer well before the feedbag got tied on.


In the past, we've relayed comments and "lessons learned" back to the MER organizing team to share as needed with past, present, and future convention Div. organizers. In 2013, the convention is co-sponsored by the PD and CD. You lads need to take some very serious notes from the Cary crew - banquet, speakers, all awards MMRs and contests, and everything was completed before 9 pm! No windbags, no glitches, just hit your mark and deliver. Auction was 15-20 min later."

Piedmont Crossing Sponsors

By Jack Dziadul

We would like to acknowledge the following sponsors for their support of the convention by providing products for our auction and clinics. This is just a partial list of our many raffle contributors. The photographs are from the manufacturers or from their web sites.

Partial List of Sponsors
Bar Mills
Carolina Craftsman Kits
ExactRail
Frank Mansfield
Jack Dziadul
Laser Modeling 3
Rusty Stumps
Scotty Mason
Sheepscot Scale Models
Stephen Wood
Tangent
City Classics
Xuron





Piedmont Crossing

Thanks to all of you.

You should all be exhausted from congratulating yourselves for a Convention well done.

Every clinic I attended was superb - Steve Benezra, Brian De Young, John Wallis, Fenton Wells, and Dick Buchan were all knowledgeable and well organized.

Working with Jack to present my own clinics was a pleasure. He kept me well informed and all the room support was in place and on time. Charlie Flichman helped keep me on point for one of my clinics and one of your Division MMR's whose name I did not catch did the same in another clinic.

Rob's website was easy to use and always current.

Gene Sing, Jerry Davis, Dil Huey, and Jack Frame were each gracious hosts during the layout tours and each of the layouts had something special to offer.

The Contest Room was well organized and god for viewing the work of others. Judging has to be difficult and I thought they did a fair and careful job.

And then, as a special treat to top off a great three days, Sunday, I operated on Steve's Tweetsie.

Again, thanks for a good convention and please tell the others who helped you that their work is appreciated.

Mat Thompson

Convention Comments

Compiled by Jack Dziadul

Grif Bond and I distributed comment cards at the MER Piedmont Crossing banquet. The following comments were received.

- Homerun!
- Hotel was wonderful. Thanks to all who worked on this. Maps need work. Banquet was good.
- Good clinics.
- Excellent clinics on steel industry.
- There needs to be better coordination between the convention committee and the hotel restaurant. They were not prepared.
- Very good convention paperwork and clinics were equally good.
- Excellent hotel facilities. Very good clinics. Good friend.
- Speaker very interesting and I am a "non-rail". Food and banquet very good. Excellent hotel.
- Excellent convention. Very good choice of hotel.
- The banquet dinner was really very good. Thanks for letting non-registered spouses attend!
- A map of the reasonable immediate area near the convention hotel showing eating places and roadways would be helpful in the booklet. I had no idea where the open layouts were.
- The Bar Mills "Make & Take" clinic by Gene Sing and Steve Milley was fantastic! Both of these facilitators obviously exuded a genuine passion for the "World's Greatest Hobby". They are an asset to the MER and the Piedmont Division! Thank you! Bob Kirby
- 1) Registration fast and easy. 2) Clinic scheduling excellent. 3) Wide variety of clinic subjects. 4) Excellent directions to layouts. 5) An excellent 3 days.
- Great hotel facility. Good range of clinics. Only saw three layouts, but they were

very good. Could use more info in convention booklet regarding restaurants in the area. Maps didn't reproduce too well.

- Map books need time from hotel to layout so you know what time to get on the road.
- Contest room model displays should use white tablecloths under units – buildings – cars. Difficult to photograph with black bases.
- Convention 2011 was GREAT. Hotel staff most helpful in moving and relocating clinic rooms. Hotel was COLD on Saturday.
- Good convention! Well Done! To get more publicity and attendance recommend send out email notices to all MER members when The Local newsletter is published, and to all NC hobby shop owners. Several members in Western NC and a major hobby shop were not aware of this convention.

Piedmont Crossing

From the MERMailbag Digest Number 113

"It was a long drive down from Philadelphia -- 7 hours and an even longer drive back -- 9 hours BUT worth it. The local Carolina Piedmont Division put on a great event.

On arrival we found a very nice hotel with free breakfast and free drinks each night. There was lots of space to sit around and talk. Down the hall was an enclosed registration area, a modular railroad for sale and a train show with two large modular railroads. They had four rooms of clinics including some make and take.

The contest room was busy and full -- every category had an entry. They had a number of on your own tours plus plenty of model railroads to visit. The convention wrapped with a nice BBQ banquet, awards ceremony and auction.

Eric Dervinis

Fifth Annual Yankee Swap

by Jack Dziadul

We have a now well established fun tradition at CPD with our annual "Yankee Swap" brown bag gift exchange scheduled for the December 13th meeting. Here are a few rules and tips for those who have not had the opportunity to participate previously. Some of the notes below are taken from various websites. Since I do not remember exactly which web sites, please forgive the plagiarism and lack of attribution.

Each participant must bring one new or at least unused item that has a minimum value of \$10. The gifts may be wrapped, but most of us simply bring the gift in a brown bag. The point is that the gift is to be a surprise. The gifts will be placed on a table upon entering the meeting.

Do not label the gifts, so that it will remain a mystery as to who has brought which item.

The Superintendent will ask each participant to draw a number from a hat or a box. This determines the order of gift selection with the lowest number selecting first. There will be only one number per participant.

The person with #1 picks a gift and opens it, the person with #2 selects next and so on until all gifts have been selected.

The real fun is that participants with numbers 2 and higher have a decision to make. They can select any unopened gift, or they may "steal" a gift from any participant who has gone before them.

If someone's gift is stolen, they immediately choose to open a new gift or

steal someone else's gift. You may not steal back the same gift on the same turn. There is a limit to stealing though. After a gift has been stolen three times, that is it has had four owners, the gift is "safe" or frozen. The fourth owner is the permanent owner. Last year we a large turnout of forty-two members, so we modified this rule to make the limit two steals (three owners).

There is a special rule for participant #1. After all of the gifts have been stolen or swapped, participant #1 has the option of stealing any other gift not in the "safe" category. The turns the disadvantage of being #1 into a huge advantage as almost the entire range of gifts will be available for stealing. Note here that you must keep track of how many times a popular gift had changed hands.

The game only ends when either someone keeps the last previously unopened gift, or when the subject of the final round of stealing chooses not to swap what he/she has been gifted.

Here are some additional tips and considerations:

- When the game is over some trading should be expected. Trading is perfectly acceptable so that, as much as possible, everyone goes home with a gift they are happy with.
- You should not select or go home with the same gift that you brought.
- Play the game with a sense of humor.
- Do not take the outcome too seriously.
- Do not bring gifts that are unlikely to be useful to anyone. (Keep your spare parts box and horn-hook couplers in your workshop.)
- The gift you bring should be something you would be happy to receive.
- Not everyone models in HO. Know your club friends and provide some selections in other scales or bring a non-scale

specific gift such as tools, adhesives, landscaping materials, books, CDs, etc. Your gift doesn't necessarily have to appeal to the entire group, it should be appropriate for more than a few people or at least something that can be re-gifted.

- Remember, The Yankee Swap is about all about giving.

The Yankee Swap has become one of the most well attended Division meetings each year. And don't forget that the Club always provides a pretty fancy food spread for this meeting as well!

2012 Raffle Layout

Steve Milley reviewing donated kits and supplies for next year's layout project.



Notice of Annual Meeting

The annual meeting of the Carolina Piedmont Division of the Mid-Eastern Region of the NMRA will be held on Tuesday, January 24, 2012 at 7:00 PM. The meeting will, be held at St. Michael's Church, High House Road, Cary, NC. Business to be conducted includes the election of all officers (Superintendent, Assistant Superintendent, Clerk and Paymaster) for 2 year terms and the election for one director for a 3 year term.

Being Narrow-Minded Trip Report from the 2011 National Narrow Gauge Convention (Part 2)

Submitted By: R. Stephen Milley

In this month's trip report from the 31st Annual National Narrow Gauge Convention (NNGC), I'll continue with some photos from the modular layouts room. After getting past the initial jaw-dropping Sundance Central Railroad, I discovered two additional examples of modeling at its finest – the Australian **Muskrat Ramble** On30 railroad, and the **Bear Creek Tramroad** On30 railroad.

A group from Australia created the **Muskrat Ramble Railroad**, and they made the trek all the way to Hickory, North Carolina, to present their creation. From what I hear, they have since placed the layout in a museum in Florida. One half of the railroad features Louisiana swamplands with plenty of gator hunting and swamp fishing; the other half presents a local town with cotton fields, a waterfront scene, and some narrow-gauge short-line railroad-served industry. Through the scene, an On30 scale railroad navigates the swamplands and serves industries in town. There are some fantastic scenery techniques in the swamp area, and the structures in the town and on the waterfront represent first-class, museum-quality structure building. Enjoy the photos below.

You can find a YouTube video online at this address:

<http://www.youtube.com/watch?v=vPzvXXwOBEM>



Photos 1-4: Muskrat Ramble Railroad – Town Area



Photo 5: Louisiana Swamplands on the Muskrat Ramble Railroad



The **Bear Creek Tramroad** is a short-line, narrow-gauge, steam-era railroad that is another masterpiece of model railroading. This layout took first place in the NNGC operating modular layouts category (although neither the **Sundance Central** nor the **Muskrat Ramble** was entered into the contest category). The **Bear Creek Tramroad** features great scenery and structure modeling. There's a beautifully-detailed 2-stall engine house with complete interior and many other nicely weathered wooden structures. Enjoy the photos.

You can find a YouTube video online at this address:

<http://www.youtube.com/watch?v=ybG09y5VJeM>





Photo 6: Overview of the **Bear Creek Tramroad Railroad**



Photo 7: *Water-Front Scene*



Photos 8-10: *Detailed View of the Service Facilities*

Next month I'll continue my trip report with more photos and stories from the 2011 NNGC.

Jim Murphy's October Contest Winner

Jack Dziadul photo



Coming Events

December 3, 2011
 Jack Parker's Piedmont & Western Open House
 Charlotte, NC
<http://www.pandw.org>

December 3-4, 2011
 Southbound Model Railroaders Open House
 Winston-Salem, NC
<http://www.sbmrr.org>

January 14, 2012
 Railroad Modeling University
 Carolina Southern Division 12, Charlotte, NC
<http://www.carolinasouthern.org>

January 28-29, 2012
 Amherst Train Show, West Springfield, MA
<http://www.railroadhobbyshow.com/>

March 2-3, 2012
 Western NC Model Railroaders Train Show
 Fletcher, NC
<http://www.Asheville-TrainShow.com>

March 3-4, 2012
 Carolina Coastal Railroaders Train Show
 New Bern, NC
<http://carolinacoastalrailroaders.com/default.aspx>

June 1-3, 2012
 SER Convention, Gatlinburg, TN
<http://ser-nmra.org/convention/2012-gatlinburg-convention>

NMRA National Conventions
 2012 7/29 - 8/4 Grand Rapids, MI
 2013 7/14 - 7/20 Atlanta, GA
 2014 7/13 - 7/20 Cleveland, OH
 2015 8/23 - 8/30 Portland, OR
 2016 Possible west coast cruise

MER Convention Host Calendar
 2012 10/18 - 10/21 Milepost 40 Suffolk, VA
<http://www.nmra-mer-tidewater.org/Convention/convention.html>
 2013 Potomac / Chesapeake

Editor's note - Before traveling any distance to an event listed, it is recommended you verify the event is still scheduled by checking the event's web site or calling the local contact.

Monthly Contests

December No contest (Yankee Swap gift exchange)
 January Bring any model

Program Topics

December Yankee Swap Gift Exchange
 January Prototype Quiz - **John Wallis**
 February Trains in Afghanistan
 March Truss Bridges

Refreshment Hosts

December **Grif Bond**
 January **Will Seehorn**
 February **Stephen Wood**
 March **your name goes here**

CPD Meeting Calendar

Tuesday night's monthly 2011-2012
 6:30 PM Board of Directors
 7:00 PM General Meeting

December 13	January 24	February 28
March 26	April 24	May 22
June 26	July 24	August 28
September 25	October 23	November 13
December 11		

Welcome New Members

William Baker	Carrboro
David Lemley	Sanford
Charlie Rausch	Chapel Hill

Operating a Model Railroad Realistically

Stephen C. Wood
Part Three of a Series

My education at the hands of the P&W senior engineers continued with my learning something about placing, switching, blocking, classification, and waybills. All of these skills are quite essential to the dispatcher so that the orders as issued are both necessary and appropriately worded.

It takes careful consideration to determine where cars should be placed. In a small yard, there may be only four or five staging tracks. Using four or five tracks the dispatcher receives and sends both empty and full cars to a wide variety of industries and locations, using whatever number of main lines may be available. Simply stated, the challenge is to put things where they belong with the minimum number of moves. Apply the skills of starting and stopping learned earlier must now directly to very practical situations.

Switching requires other skills and understanding. Cars are usually switched out from the front of the train onto trailing sidings. On the other hand, cars to be added to a train generally switched onto the rear of the train. Special provisions must be made if the cargo is considered hazardous, and empties are usually given treatment, which differs, from fully loaded cars. Facing sidings are best handled by taking the car to the next available station or yards and allowing a return train to handle the car.

There is a technique known as "blocking". It refers to the fact that a train may include two or more cars going to the same destination. These are "blocked" in the yard i.e., kept coupled, to make the staging process more convenient. Cars may also be arranged for purposes of safety, if there are hazardous or dangerous items included in the loads. These loads are kept away from the caboose for safety of train crewmembers. A load or car

designated as an "express" car is usually placed close to the locomotive.

Classification involves the separation of loads, cars, destinations, or purposes, which appear similar. Let us say there are 30 hoppers filled with coal. They may need to be sorted one car at a time, preferably off the arrival track. This sequence simulates the actions of a switchman on a real railroad. As each car is freed from the long train, and its position in a train to be assembled and its destination are duly noted. As each car is pulled out, its position and destination are verified. This simulates the actions of the switchman in the yard of a real road.

There are occasionally, times when an incoming train is not immediately classified, but the eventual process is the same. The handling of passenger cars and the forwarding of freight cars in the yards simulates the shipment handling capabilities, which give real railroads their purpose.

Senior members of the P&W told me their aim in constructing the layout was to create industries, which depended on the sending and receiving of rail shipments. They also created towns, which would find it necessary to have rail passenger service.

On real roads, everything moves from one designated destination to another. Consignments of freight use waybills as authorizing documents for shipment. Several types exist: memos (which exclude charges), revenue (which include financial info), and stock waybills (which include the feeding and watering of animals in transit). For purposes of making out the waybills, a dispatcher first lists the types of loads each industry will have or receive. For each, there is then listed the type of car required. Whether your train is balance as to types of shippers and receivers is a matter of personal preference and the particulars of your layout. Surely, you will need an inventory of all the cars and engines on the railway, with type, road name, and number. Computer programs for this purpose are commercially available. Beyond this, there are a number of choices available. Many modelers

use "manual way bills", car cards, or car markers. Each system has its advantage. Small operations (1-4 operators) seem to do well with hand written items, and I believe, very large layouts may require computerized operations.

Further details regarding the use of waybills, switch lists and card cards will appear in a subsequent article in this series.

NMRA InfoNet news

By Gerry Leone, MMR
NMRA National Communications Director

- The **Winter NMRA Board Meeting** will be held on Wednesday, February 8, and Thursday, February 9, 2012, beginning each day at 9:00 a.m. All NMRA members are welcome to attend the open portions of this meeting. In order save as much money as possible on the meeting, it will again be held in Las Vegas at the Palace Station Hotel. The NMRA Budget and Operations meetings, which are not open to the public, will be held on Tuesday, February 7 at the same location. The Board is expecting a packed agenda, and details of that agenda will be included in an InfoNet News e-blast when they're arranged.
- Several members have asked about the **current content of the NMRA's "Members-Only" section** of the website, so here's some of what you'll find when you log on at www.nmra.org/member :
 - You'll find the latest **reprints of the Division and Region newsletter articles** Jim Zinser mentions in his "Division Business Car / NMRA@Home" column every other month in *NMRA Magazine*. All previously mentioned articles also remain in Members-Only, so it's a great resource to learn new tips and techniques. If your newsletter editor would like to reprint one of the articles, please have him/her contact the

original newsletter's editor for an OK.

- We've been adding "**NMRA Magazine Classics**" -- scans of articles from bygone issues of *Scale Rails* and *The Bulletin* that are truly classic articles. Our goal is eventually to have at least one article from every issue of the magazine posted. Obviously this takes a lot of man-hours, but you'll be surprised to find how many are already online. The articles may be a few years old, but if you haven't read them (or forgot about them), they're as fresh as today.
- In the "**NMRA Member Extras**" section we've posted the 2011 NMRA Calendar screensaver -- a great, inspiring addition to your computer.
- Each of the **photos from the 2011 NMRA Calendar** also resides in Members-Only as computer wallpaper. In addition, we asked each of the photographers to give us a brief description of how they took their shot. You'll find those descriptions posted as well. Both of these are also in the "Member Extras" section.
- Our "**Promotional Materials**" section contains a wealth of items Divisions and Regions will find useful. We have the NMRA logo available in a wide variety of graphic formats and sizes. You'll also find a PDF of the NMRA Member Benefits chart and a new-member solicitation brochure (which you can print out and photocopy), along with a new-member sign-up sheet. Last, you'll find the National Model Railroad Month materials, which include National Model Railroad Month logos in various sizes and graphic formats, as well as a Word document, "A guide to promoting National Model Railroad Month,"

which can be a handy reference whenever you want to promote your Region or Division.

- In case your members are looking for more information about the Grand Rapids convention, there are **two great convention videos** posted on the Grand Rails2012 website at www.gr2012.org. Also, remember that members who register before November 30 will have first dibs on hotel reservations, tour reservations, and merchandise. The Furniture City Flyers Club is nearly sold out, so if members want to experience dessert at sunset on Mirror Lake, they'll need to get their registration in soon. Register online at <http://www.gr2012.org/register.htm>.

If you have any questions or comments about any of the above, please send them directly to a Director or Officer. You'll find those addresses at www.nmra.org or in NMRA Magazine.

From The Business Car

By Grif Bond, Superintendent

Success! The accolades have been rolling in. Piedmont Crossing 2011 was a big success. From most of the feedback we have received, everyone was pleased. Thanks goes to all the Division members who had a hand in making the 2011 MER Convention another winner. The convention committee worked for 18 plus months; the MER staff handled registration, white elephant and auction; Division members volunteered to staff the company store, facilitate the clinic rooms, manage prototype tours, etc. A thanks also goes to the clinicians, the layout tour hosts and the operating session hosts. It takes a large group of interested and dedicated volunteers to make everything work. It did.

We have 12 HO scale train sets available for the annual **Holiday Trains for Kids** program. David Derway is the coordinator and needs your feedback with the names of under privileged families that could use a train set for Christmas. Please contact David if you have a recommendation or you can also let any

member of the Board of Directors know. We set a deadline of December 13th for the names so we can ensure the train sets are distributed in time for Christmas.

Remember to attend the annual holiday party with the "Yankee gift swap" at the December 13th Division meeting. Bring a model railroad related gift items of a \$10 or more value (wrapped or in a brown bag) in order to participate in the gift swap. The gift swap usually provides entertainment when that special item is opened, then "stolen" and then stolen again.

In case you have not heard, plans are underway in Greenville, SC for a new miniature world that would be part of a museum with a 30,000 square foot plus operating and interactive HO scale model railroad with detailed scenery, spanning portions of North America. Miniature World of Trains (MWOT) is a non-profit group developing the model railroad for display and operation with the aim is to promote the hobby of model train building, educating people on the technologies that go into the hobby, and creating an attraction that draws people from all over the world. The project would be similar in magnitude to the Miniatur Wunderland in Hamburg Germany. The layout would feature regional railroad locations recreated in miniature and will heavily feature locations in Georgia, South Carolina and North Carolina. Details are on the MWOT web site <http://www.miniatureworldoftrains.com>

If you plan on bringing food or some "goodies" to the December 13th meeting, please let me know so we can add your items to the menu. My wife, Kim, will be assisting me with gathering and serving all the food.

Thanks.