

Sunrise Division Officers

Superintendent.....William Boorman
 Asst. Superintendent.....Dennis Hagen
 Secretary.....Bob Hochstetter
 Treasurer.....Dave Clifford
 Program Chair.....Gary Myers
 Division AP Chair.....Bob Rothgery
 Youth Coordinator.....Ernee Edwards
 Education Chair.....Stewart Jones
 Modular Layout Chair.....Larry Stephens
 Herald Editor.....Bob Hochstetter

In the Herald

Layout of the Month.....	1
April Meeting Notes.....	2
Next Meeting.....	2
URLs of the Month.....	2
Upcoming Clinic.....	2
Upcoming Tool Time.....	2
Upcoming Show ‘n’ Tell Themes for 2022	2
Announcements and Train Show photos.....	2-3
Clinic.....	3-5
Tool Time.....	5-7
Show ‘n’ Tell.....	7-9
R M R Convention Announcement.....	10-13
Items of Interest.....	14
SoundTraxx Open House Invitation.....	15

Layout of the Month

This month’s photographs were taken at the Rocky Mountain Train Show on April 2 and 3, 2022. They are of our Sunrise Division’s modular HO scale layout.



April Meeting Notes

Signing in to the hybrid meeting began about 6:45 p.m. on April 7, 2022. The meeting began at 7:03 p.m. with 14 participants in attendance at the church and 4 attending via Zoom. The meeting began with introductions followed by Announcements, the Clinic, Tool Time, and Show 'n' Tell, all of which are reported on in greater detail in this edition. The meeting concluded at 9:10 p.m.

Next Meeting

The next meeting will be Thursday, May 5, 2022 in person at Holy Love Lutheran Church, 4210 S Chambers Road, Aurora, Colorado. Mask wearing is optional for all attendees. The meeting will start at 7:00 p.m. The meeting will also be streamed on Zoom with sign-in between 6:30 and 7:00.

URLs of the Month

This month features videos suggested by two of our members.

Rich Flammini sent this video link. While I do not usually show accidents involving railroads, this video shows what can happen when trucks with huge loads stop on railroad crossings.

<https://www.youtube.com/watch?v=GamxPy0kfk>

Adam Crews sent this link to a video of the modular setup, runbys and derailments

<https://youtu.be/gUfDgOdCRhY>

and this one, a live walk around from the early Rocky Mountain Train Show setup.

https://youtu.be/9_v5-KHH7us

Upcoming Clinic

Weighing Cars and Scale Houses—Gary Myers

Upcoming Tool Time

TBD

Upcoming Show 'n' Tell Themes for 2022

May-Kitbash Project

June-1940's Era

July-Prototype Project

August-1970's Era

September-Mining

October-Steam

November-2000's Era

December-Holiday Theme

Announcements

In an attempt to reduce problems, we continue to ask that Show 'n' Tell photos, clinic presentations, and Tool Time photos be taken before the meeting and sent to Gary Myers (garymyers06@comcast.net) for presentation at the meeting and to the editor for inclusion in the Sunrise Herald (rlhoch422@gmail.com).

The 2022 Rocky Mountain Region Convention will be held May 13-15, 2022 in Cheyenne. During that same time frame, the Union Pacific Historical Society will be holding its annual convention, also in Cheyenne. And, if that is not enough to encourage participation, the Sherman Hill Train Show will also be held that same weekend in Cheyenne. **See flyers below.**

The Foothills Society of Model Railroaders swap meets have resumed at Green Mountain Presbyterian Church, 12900 W. Alameda Pkwy, Lakewood, CO. The next swap meet is May 28, 2022.

Rail Fair at the State Fair Grounds (TECO Train Expo Colorado, Pikes Peak Region) October 15 and 16, 2022.

June 19 - 25, 2022 - National Garden Railway Convention, Colorado Railroad Museum, 15500 E 40th Ave, Denver, CO

From Gary Myers:

Our Rocky Mountain Region NMRA booth at the TCA show April 2-3 was a huge success! It featured a beautiful roll out NMRA banner "loaned" from National. National was planning to attend the show, but had to cancel at the last minute. Fortunately, Christina Zambri from Marketing sent the display to Michelle Kempena, at the Colorado Model Railroad Museum in Greeley. Michelle brought the display to the show for the Region's booth.

We had great response from show participants, and the booth provided a very nice visual setting. I am working with Christina to get banners like these permanently for the Region.



The Rocky Mountain Region NMRA booth

William Boorman showed these photos from the Rocky Mountain Train Show:



Clinic

Gary Myers presented the second half of his "Coking and D&RGW 3rd Division Mining Operations" clinic. The maps that he included in the presentation are presented here. These would be very useful to anyone designing a layout for the D&RGW.



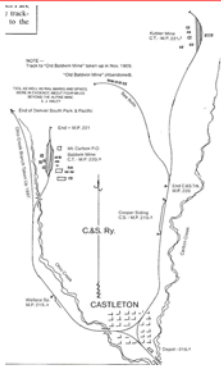
Coking and D&RGW 3rd Division Mining Operations

TRACKPLANS HANDOUT

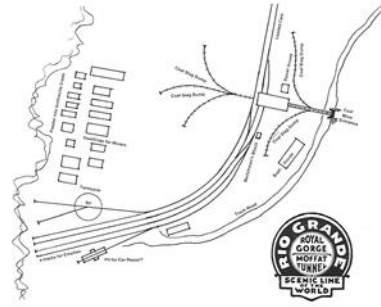
Author: Gary Myers
Sunrise Division
President, Scenic Line Modelers, Inc.



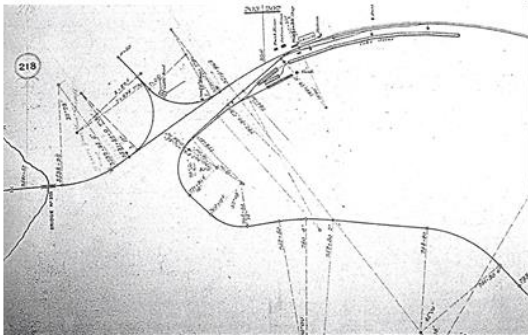
Baldwin & Kubler Track Plans



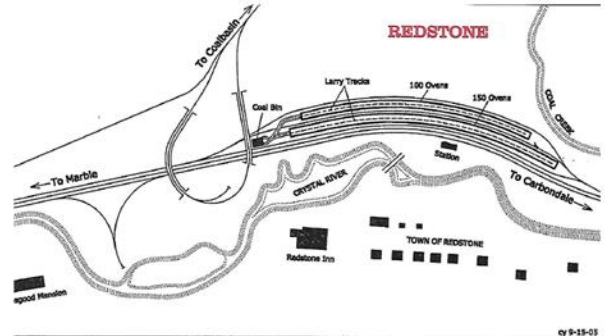
Floresta Track Plan Coaling Operations



Cardiff Trackplan - Colorado Midland Coking Operations



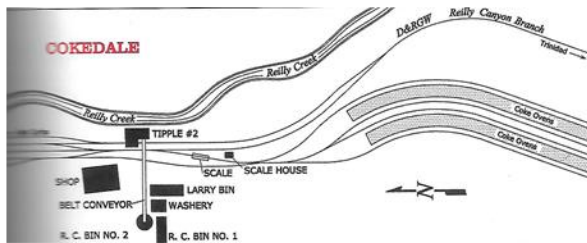
Redstone Trackplan Coking Operations



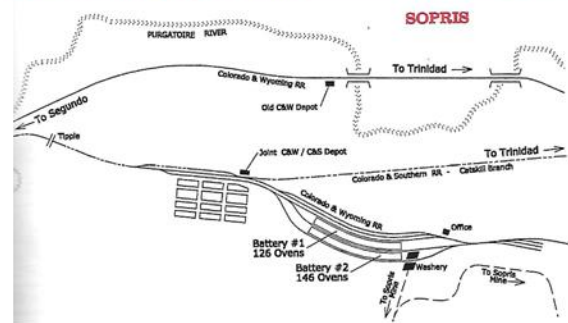
cy 9-15-05



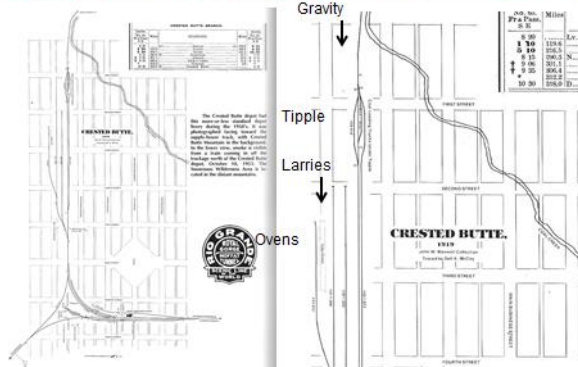
Cokedale Trackplan Coking Operations



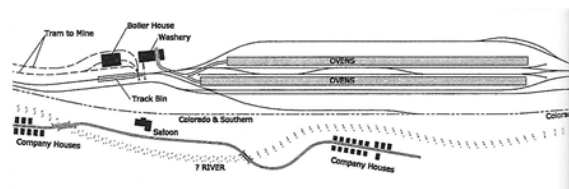
Sopris Trackplan Coking Operations



Crested Butte Track Plan Coaling & Coking Operations

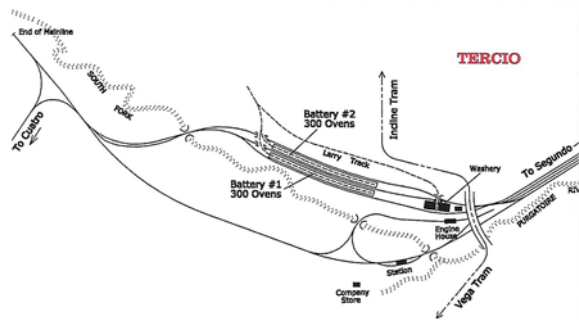


Tabasco Track Plan Coking Operations

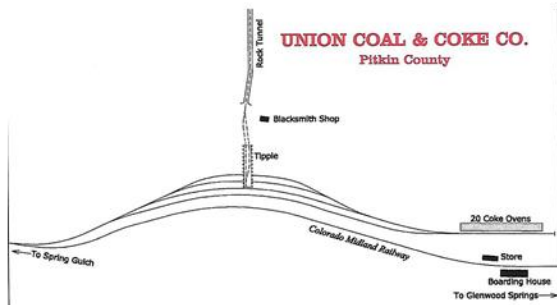




Tercio Track Plan Coking Operations




Union Track Plan – Colorado Midland Ry / Coking Operations



Tool Time

The subject of Larry Stephens Tool Time presentation was "Chucks: Jacobs, 1/4 inch and 1/4 inch hex". His presentation is reproduced here.



The Jacobs chuck was invented in 1902.




Problem: It seems every manufacturer uses a different size chuck key.



Problem solved: The bit is locked in place with the new keyless style chuck and a twist of the hand. If using several size bits on a project, use a 1/4 inch hex bit set.



A 90° chuck can be used in places that might be too tight for the drill.



Top: Jacobs chuck that goes into a 1/4 inch hex chuck.

Bottom: A hand chuck for light work.



1/4 inch hex driver with a Jacobs chuck



Two more lighter 1/4 inch hex chucks



A drill with 1/4 inch hex driver: a very quick way of swapping 1/4 inch hex bits.



Top: Adjustable torque 1/4 inch hex driver.

Middle: Standard 1/4 inch hex driver.

Bottom: Ratchet 1/4 inch hex driver.



Set of 1/4 inch hex driver and extensions: used when there is not enough room for a regular screw driver.



If you do not have any hex drivers, try regular 1/4 inch drivers using a 1/4 inch socket.

Show 'n' Tell

April's show 'n' tell subject was April Fools. This is always a very interesting subject and this year's entries did not disappoint.

Tim Siml showed these Christmas related items. He knows that they are not prototypical models but he runs them, anyhow. Why? Just because they are fun.






Bill Johnson presented these two cars. He said that these are more like April surprises than Fools. Usually Budd Stainless Steel cars are not associated with the Armor Yellow fleet of Union Pacific passenger equipment, but here are two examples of such cars.

A Budd RPO and a Budd sleeper.



Rich Flammini said *"When a Grand Trunk Western train reaches Port Huron, Michigan, the train is turned over to the Canadian National. A specially equipped CN GP9 then drags the train through the tunnel under the St. Clair River to Canada. The train is then under the control of the CN for movement to its next destination. Occasionally, there is flooding in the tunnel, sometimes unexpectedly. For insurance purposes, the GP9 is equipped with flotation tubes so that the engine's electrical equipment will not be damaged if a modest flood occurs."*




The Grand Trunk Western Railroad tunnel under the St. Clair river to Canada at Port Huron, Michigan


Rich included this old photograph to prove his point.

Adam Crews showed the future of Amtrak.



Larry Stephens April Fools item was a short clip from the TV show, Young Sheldon: the story of a boy genius who has a Lionel train. To prove Newton's theory that "a body in motion at a constant velocity will remain in motion in a straight line unless acted upon by an outside force," he launched a yellow ping pong ball from a homemade launcher on a Lionel car. It went over a tunnel and landed back in the launcher. Larry said *"I'm sure a little CGI magic was performed on a video editor."*





Sherman Hill Train Show May 14-15

**Event Center – Archer
(180 E, EXIT 370)
3801 Archer Parkway,
Cheyenne, WY
events@laramiecounty.com**


**Admission:
Adults \$10.00
Children 12 & under FREE**

**Contact:
Sandy 307-634-1617**

**shmrcts@gmail.com
shermanhillrails.org**

FREE PARKING

May 11-15 2022



Union Pacific Historical Convention

May 11-14

**Red Lion Hotel
204 West Fox Farm Road**

**Contact:
Bob Krieger 307-635-5197**

uphsoffice@uphs.org



**ROCKY
MOUNTAIN
REGION**

National Model Railroad Association

**Rocky Mountain Region
Annual Convention**

May 13-15

**Event Center-Archer
Best Western Plus Frontier Inn**

www.rmr-nmra.org



ACTIVITIES

Sherman Hill Train Show – Archer Event Center

Region Clinics

Friday & Saturday evenings - Best Western Frontier Inn Conference Center

Saturday & Sunday daytimes - Archer Event Center

Region Model Contest

Friday, Saturday, Sunday – Archer Event Center

NMRA Member Primary Registration: \$30 (includes Sherman Hill Train Show admission)

NMRA Member Primary Registration for Train Show vendors/participants: \$10

NMRA Member Family (18 and up): \$10

NMRA Member Family (under 18): Free

Non-NMRA Registration additional: \$20

Make out checks to: Rocky Mountain Region

Mail to: Denny Krausman, 9609 Silver Hill Circle, Lone Tree, CO 80124-5420

OTHER NON-CONVENTION ACTIVITIES

Union Pacific Historical Society's 2022 Annual Convention

Separate Registration Required May 11-14, at the Red Lion Hotel

Cheyenne Depot Days / Museum

Separate Admission

Monday - Friday 9:00 AM - 5:00 PM

Saturday 9:00 AM - 3:00 PM

Sunday 11:00 AM - 3:00 PM



Best Western Frontier Inn, 8101 Hutchins Drive, Cheyenne, WY (307) 638-8891





NMRA NATIONAL CONTEST ENTRY FORM

NMRA Form #901 Rev. H, 8/18/11. All previous forms obsolete
Please Print All Information

Entry No. _____

ENTRANT / MODELER

Name _____ Group Name _____ Age (if <30): _____
Address _____ City _____ NMRA #: _____
State/Province _____ Zip/Postal Code _____ Country _____ New Modeler: _____
Phone: () _____ - _____ Cell Phone () _____ - _____ Email _____ Region: _____

CONTEST EVENTS

MODEL CONTEST

(Judged)

Classification

☐ Scratch Built

☐ Kit Built

Category

☐ Steam Locomotive

☐ Diesel & Other Loco

☐ Traction

☐ Passenger Car

☐ Freight Car

☐ Caboose

☐ Non-Revenue Car

☐ Structure

☐ Display

MODEL SHOWCASE

(Display only, all categories)

☐ Entry

MODULE CONTEST

(Judged)

☐ Individual

☐ Group

PHOTO CONTEST

(Judged)

☐ (A) Model, B&W Print

☐ (B) Model, Color Print

☐ (C) Model, Slide

☐ (D) Prototype, B&W Print

☐ (E) Prototype, Color Print

☐ (F) Prototype, Slide

RAILROAD PASS CONTEST

(Judged)

☐ Entry

PEOPLE'S CHOICE AWARDS

(Popular vote - Direct entry)

Model

☐ Favorite Train

☐ Locomotive*

☐ Rolling Stock*

☐ Caboose

☐ Structure

☐ Display

Arts & Crafts

☐ General

☐ Needlework

☐ Railroadiana

☐ Photo (B&W or Color)

☐ Model Print

☐ Prototype Print

Special Award Categories

☐ Photo Match

☐ Thumbs Award

Note - Judged entries are also eligible to be chosen for People's Choice Awards
* - Loco includes steam, diesel & traction; Rolling stk. includes, freight, pass & non-rev.

ENTRY NAME _____

CONDITIONS OF ENTRY

1. First place or Gold Award winners from previous NMRA National Contests are not eligible.
2. This Entry Form (# 901) must be completed for all entries. Judge's Score Sheets (# 902 for Model Contest and # 903 for Module Contest) must also be completed for each entry.
3. Supplemental information, including plans, photos and other supporting documentation may be submitted. This should be organized in order by judging factor (Construction, Detail, Conformity, Finish & Lettering and Scratchbuilt). However, judges are under no obligation to review this material, and the Contest Chairman may limit this information.
4. The Contest Chairman reserves the right to determine how to display entries. Removal of entries from the Contest Room without approval of the Contest Chairman and presentation of the claim check is prohibited.
5. All entries must have a declared value. (See below.)
6. After filling out this Entry Form and the Judge's Score Sheet, if applicable, return both to the Contest Staff who will provide an Entry no. for the Entry Form, Judges Scoring Sheet, Claim Check and Entry Identification Tag. Place entry with Identification Tag attached in the designated location. Retain the Claim Check, which must be signed and presented to pick up the entry at the end of the contest.
7. I hereby certify that this entry is entirely my/our own work or that the original exposure was made by me. I also hereby release the NMRA and all persons connected with this Contest from any liability due to damage to or loss of the entry greater than that covered by the NMRA insurance coverage.
8. I hereby grant the NMRA photo reproduction rights for publication of this entry in NMRA Magazine or any other publication of the NMRA.

Entrant / Modeler Signature _____

Proxy Signature _____

Entry Value
\$ _____

NMRA CONTEST CLAIM CHECK

I hereby certify that entry # _____ entered the Contest and has been returned to me in satisfactory condition

Entrant / Modeler / Proxy Signature _____



Denver and Salt Lake


Spend a few hours operating your trains on a giant model railroad in Estes Park. 5040 square feet. 15 scale miles of mainline, 15 miles of sidings and spurs. Code 70 and code 83 rail #8 switches (turnouts) 40 inch radius curves, Ruling grade 4% over Rollins Pass (just as on the prototype) 6 vertical feet of climbing 10 Towns, 6 sidings (for meets) 3 yards, laid out using D&SL maps. NCE Dcc. This is a walk through point-to-point model railroad designed for operation.

denversaltlakerrbb.com

Please contact us to make reservations
970.308.6337

Unfortunately we lost the layout owner, this is part of an effort by his son, and those of us who have worked on the model railroad to save it.

A small donation to save this model railroad is all we ask.



Rail Fair at the State Fair Grounds

October 15 & 16, 2022
Sat 9-4:30 * Sun 10-4

Livestock Pavilion
@

State Fair Grounds
1001 Beulah Ave
Pueblo, CO 81004

Vendors!

Contact Mike Peck (719) 640-2076
mmp85trainnut@hotmail.com



**As an attendee of the Rocky Mountain Train Show,
your club is cordially invited to an
Open House with special guest,
George Bogatiuk from**



SoundTraxx has a long history of designing and manufacturing innovative products for the discriminating model railroader. George will be here for a “meet-and-greet” and to conduct clinics both evenings.

**Friday, April 29th and Saturday, April 30th
5:30pm – 7:30pm
680 10th St, Greeley CO, 80631 | 970-392-2934 |
www.cmrm.org**



In partnership with Rocky Mountain Train Show