

Sunrise Division Officers

Superintendent.....William Boorman
 Asst. Superintendent.....Dennis Hagen
 Secretary.....Bob Hochstetter
 Treasurer.....Rich Flammini
 Program Chair.....Gary Myers
 Division AP Chair.....Bob Rothgery
 Youth Coordinator.....Ernee Edwards
 Education Chair.....Stewart Jones
 Modular Layout Chair.....Larry Stephens
 Herald Editor.....Bob Hochstetter



In the Herald

Layout of the Month	1
From the Editor.....	2
May Meeting Notes.....	2
Next Meeting.....	2
URL(s) of the Month	2
Upcoming Clinic.....	2
Upcoming Tool Time.....	2
Upcoming Show 'n' Tell Themes for 2021.....	2
Announcements.....	2
Show 'n' Tell.....	3-5
Tool Time.....	5-6
Clinic	6-7



Layout of the Month

This month's photos are from the multilevel
 24' x 36' Denver & Rio Grande Western Scenic
 Line layout of the Scenic Line Modeler's club.



From the Editor

If you are reading this, you are probably a model railroader, railroad buff, railroad historian or follower of a prototype railroad. You probably have something interesting that readers of the Herald or participants in the Zoom meetings would like to see or know about. Why not share it. You do not need to be a Master Model Railroader to share something. I certainly am not one, yet you may have seen my unfinished station or my layout wiring. Readers have sent me URLs that they found interesting, humorous photos, and even hobby shop or convention purchases that have made it into the Herald. Even if your layout is only still in your head, you probably have something of interest. Send me a photo or email. You will have the satisfaction of doing something in the hobby. Enough said.

Bob

May Meeting Notes

Signing in to the virtual Zoom meeting began at 6:30 p.m. The meeting began promptly at 7:00 p.m. with 26 participants in attendance. The meeting began with Gerry Glancy presenting a slide show of San Francisco's Embarcadero and the State Belt Railroad. Following the clinic were Announcements, Tool Time, and Show 'n' Tell, all of which are reported on in greater detail in this edition. The meeting concluded at 9:00 p.m.

Next Meeting

All future Division meetings will be via Zoom until the COVID-19 guidelines allow us back into Holy Love Lutheran Church.

The next meeting will be Thursday, June 3, 2021.

Log-in will start at 6:30 p.m.

The meeting will start at 7:00 p.m.

URLs of the Month

The first URL is provided by Ken Cruise. It is an amazing 9 minute model railroad musical video

<https://www.youtube.com/watch?v=aBNHmUT3GPg>

The second URL is an article from Sky Hi News about the Moffat Road Railroad Museum's plans for expansion into a world class attraction provided by Gary Myers.

<https://www.skyhineews.com/news/moffat-road-railroad-museum-plans-to-become-world-class-attraction/>

Upcoming Clinic

DCC Layout Wiring Problems -Stewart Jones

Upcoming Tool Time

CA Gluing Tool for Small Parts -Gary Myers

Upcoming Show 'n' Tell Themes for 2021

June – Passenger Rolling Stock

July – Depot

August – Scratchbuilt Model

September – Roundhouse/Turntable

October – Covered Hoppers

November – Maintenance of Way

December – Snow is the Season

Announcements

June 5 & 6, 2021 Center of the Nation Model Railroad Expo, Kansas State Fairgrounds, Hutchinson, KS

O Scale National Convention, Denver, June 17-20, 2021.

July 24 & 25, 2021 Spring Creek Model Train Show & Open House, Deshler, NE

Show 'n' Tell

May's Show 'n' Tell subject was Re-Purposed Kit/Project. We had three submissions. The first was Gary Myer's Salida Steam Plant. Gary used two Walthers HO Golden Cannery Kits to produce this steam plant. These are photographs of his unfinished model and the prototype.



The second submission was Rich Flammini's structure. He said that the local Ford Dealer needed a service department so he used a piece of clear rectangular plastic from window screen packaging as a shell and cobbled together this structure.




Now Al Payne Ford can service those broken down cars.


The third submission was my own unfinished Union Station.



It began as two N scale Northern Light and Power kits.




The large arched windows (circled) were kitbashed into the second floor of the station and the first floor baggage cart doorway.




The small arched windows (circled) were kitbashed into the first floor of the station and modified for the end loading docks.



Next the Walther's 2-Stall Engine House kit was altered to provide the open arched ways for the pedestrian walk.





The DPM Goodnight Mattress Co. kit was used for the other end wall.



And, lastly, the upper floors were made from DPM modular wall sections.

Tool Time



The tool time presentation was my PowerPoint presentation of Coffman clamps. The clamps are available in two varieties—the Original Right Clamp for holding walls perpendicular to each other while gluing and the Original Splice Clamp for holding walls edge to edge.



The pictures above show the Right Clamp holding the walls perpendicular for gluing. Note the gluing window on the inner surface of the clamp.

Clinic

Gerry Glancy presented the clinic “San Francisco’s Embarcadero and the State Belt Railroad”. He covered the Embarcadero from the build-up of land into San Francisco Bay to the construction of the waterfront docks. He told of the railroads that used the train ferry slips and the motive power of the State Belt Railroad that connected the wharves and the industries and warehouses adjacent to the area. Everything was well documented with numerous maps, historical photos and clear explanations. The presentation also included Gerry’s models of signature elements of the Embarcadero and the surrounding region including a gasometer, something I had never heard of before (you will have to look that up if you do not know what it is) but which can be modeled with a Walthers kit..




These two photos show the front and back of the Splice Clamp abutting two walls together.

The clamps come in a variety of sizes dependent on model scale. Those pictured are the smallest clamps for use with N scale.

The clamps are available from Micro-Mark or direct from Graphics Solutions Company
www.coffmaneng.com



A photo of the actual structure and Gerry's model



Hills Bros. Coffee factory and Gerry's model



Photos of the SP passenger facility and Gerry's model

More pictures from Gerry's presentation



Prison train cars on barge en route to Alcatraz, August 22, 1934. (wnp14.3048; courtesy of a private collector)