

## Sunrise Division Officers

Superintendent.....	William Boorman
Asst. Superintendent.....	Dennis Hagen
Secretary.....	Bob Hochstetter
Treasurer.....	Rich Flammini
Program Chair.....	Gary Myers
Division AP Chair.....	Bob Rothgery
Youth Coordinator.....	Ernee Edwards
Education Chair.....	Stewart Jones
Modular Layout Chair.....	Larry Stephens
Herald Editor.....	Bob Hochstetter

## In the Herald

Layout of the Month.....	1
Instructions for show 'n' tell, tool time, etc.....	2
Next Meeting.....	2
From the Editor.....	2
URL of the Month.....	2
January Meeting Notes.....	2
Upcoming Clinics for 2021.....	2
Upcoming Tool Times for 2021.....	2
Upcoming Show 'n' Tell Themes for 2021.....	2
Tool Time.....	3
Show 'n' Tell.....	4, 5
From the Sunrise Division Library.....	5
Clinic.....	5, 6, 7
NMRA Merchandise.....	7
News and ephemera.....	8

## Layout of the Month

Dave Cochrun & Kathy Sparks's Layout.



More photos of Dave Cochrun & Kathy Sparks's layout and other members' layouts can be seen in the Members' Layouts page at:  
<http://trainweb.org/SunriseDivision/layouts.html>

### **Instructions for show'n'tell, tool time and clinics.**

Due to online meetings in lieu of face to face meetings, JPGs of show 'n' tell items and tool time items need to be sent to William and Bob before the meeting. PowerPoint clinic presentations also need to be sent in advance. If you have a short video (one minute or so, if possible) let William know that you need to screen share along with the subject of the video. With this procedure, William will be able to get through the meeting on time. If giving a live online presentation and you desire some photos of the presentation to be included in the Herald, please send JPGs with captions to Bob.

William ([caspienkronos@yahoo.com](mailto:caspienkronos@yahoo.com) )

Bob ([rlhoch422@gmail.com](mailto:rlhoch422@gmail.com))

### **Next Meeting**

All future Division meetings will be via Zoom until the COVID-19 guidelines allow us back into Holy Love Lutheran Church. The next meeting will be Thursday, February 4, 2021. Log-in starts at 6:30pm. The meeting will start at 7pm.

### **From the Editor**

This is my second issue of the Herald as editor. This month's Zoom meeting did not go much better for me than my first meeting. As I was preparing to sign in to Zoom, a message came up on my laptop's screen informing me that an update was starting to load. I figured that it would only take a minute or so, thus I did not try to prevent it. After 15 minutes it was still updating. I tried to stop it but nothing that I did had any effect. So as the meeting began, I loaded the Zoom app onto my desktop computer. This allowed me to see and hear the meeting in progress but since my desktop computer has neither a camera nor a microphone I could not contribute to the meeting. In desperation I called the Zoom phone in number. Then at least I could be heard in the meeting but was never seen. I can hardly wait to see what will happen for my third virtual meeting as editor.

I was not alone in having difficulties, however. During the meeting, Larry's Zoom app froze. It was quite a while before he could rejoin the meeting in progress.

And lastly, Rich's computer would not allow him to share his screen to show his tool time presentation. We will have to wait to see it sometime in the future.

### **URL of the Month**

This month's video is courtesy of the Union Pacific Steam Club. In it Ed Dickens discusses the conversion of Big Boy No. 4014 to an oil burning locomotive. Watch it here:

<https://www.youtube.com/watch?v=Up1UaMVnv4M&feature=youtu.be>

### **January's Meeting Notes**

Eighteen participants signed into the virtual January Sunrise Division meeting. Other than the problems noted in the editor's column, the meeting progressed normally with show 'n' tell, a substitute mini-clinic for tool time, and the regularly scheduled clinic. Keep reading to see what you may have missed if you did not sign in.

### **Upcoming Clinics for 2021**

**February** – A Brief History of American Refrigerator Transit (A.R.T.) –Gary Myers

**March** – DCC Wiring Diagrams –Frank Labor

### **Upcoming Tool Times for 2021**

**February** –Caulk, Adhesives & Glue  
Larry Stephens

### **Upcoming Show 'n' Tell Themes for 2021**

Please take a photo of your show 'n' tell item and send it to William Boorman and Bob Hochstetter.

**February** – Trackplan

**March** – Flat Cars/Loads

**April** – April Fools

**May** – Re-Purposed Kit/Project

**June** – Passenger Rolling Stock

**July** – Depot

**August** – Scratchbuilt Model

**September** – Roundhouse/Turntable

**October** – Covered Hoppers

**November** – Maintenance of Way

**December** – Snow is the Season

## Tool Time

Gary Myers presented his mini-clinic on installing passenger light kits. It is reproduced here exactly as presented.

### Walthers Passenger Light Kits Easy Installation

Step 1: Buy a Walthers Passenger Car and Light Kit (DCC or DC!)



Step 2: Open & unpack the kit



Step 2 – Unwrap the light fixture



Step 4: Place light fixture in Walthers car



Step 5: Pry apart sides, snap into place into pre-manufactured mounting holes




Step 7: Replace roof, place on track, enjoy!





## Show 'n' Tell

This month's show 'n' tell theme was vehicles.




Rich Flammini showed these two tractor trailers. Rich said that they might not be true to scale but that they look great, nonetheless. We won't say anything, however, about the fact that both drivers must be intoxicated as they both are driving into oncoming traffic.



Gary Myers showed these two Wheel Works HO scale trucks. The top photo is a '34Ford dump truck and the lower photo is a Linn dump truck.



Gary also showed an unassembled kit and told us that the parts were extremely soft.



I showed an MP tractor and two trailers. The Missouri Pacific Railroad was an early adopter of trailer on flat car (TOFC) service. These Athearn N scale models are of a Mack B truck and two 40' exterior post trailers demonstrating the paint schemes in the 1950s. One trailer is shown with the landing gear retracted for travel and the other trailer's landing gear extended for unloading when the trailer is detached.

Continued on next page


We weren't able to see Larry's trucks as his Zoom froze as he started to share screen. Thankfully we have old school (the Herald). Larry would have presented some semi-trucks from Imex and the problems of mounting heavy cast metal vehicles on the modules.



The truck (left photo) had an orange stake bed (top) that looked too toy like so Larry built a wood one (bottom) with the original as a guide. Two 40's style trucks (right photo).



The trucks have a long pin epoxied to a drilled hole. The pin is then inserted in a hole in the module with glue. The first glue did not hold as the trucks would fall off due to the modules bouncing around in the trailer.



A tougher glue was used which held the pin but now the truck comes off with the pin left in the module. A five-minute epoxy was used but now going forward, a slower cure epoxy will be used. The car end of the pin will also be roughed up for a better grip.

## From the Sunrise Division Library

Rich Flammini

As you might remember, our former member Ron McHenry left many valuable items for us upon his death. I never knew that Ron had a Marklin layout nor did I ever see it. So I was surprised to see the following book in his collection, **Marklin HO, Controlling, Switching, Running Electrical Manual** and a companion booklet **Start Up, Experience techniques, Catalog 2015**. They are offered as a combination.

I realize there may be few who would be interested in these books. But it seems there were many model railroaders who served in Europe in the military and had a modest Marklin layout. And maybe it was someone you know who is not an NMRA member who might have an interest. Or possibly at this time of year, it could be a valued gift for someone.

Let me know if you have an interest. Like most of the items in the collection, it is yours for a dollar amount you think is fair. If there is more than one person interested, I'll start an auction as the sale amount goes into the Sunrise Division's bank account to be available for any expenses the Division incurs.

(303) 627-8087 or [rmflammini@msn.com](mailto:rmflammini@msn.com)

## Clinic

Frank Labor presented his live clinic on butane soldering. In the 1970's Frank was a NASA Certified Wireman, so he knows his stuff. On the following pages are pictures and captions that he has provided to be used in the Herald to demonstrate his techniques.





Solder pen



Solder pen, lit with blue flame and heating up.



Solder pen now hot (internal heating mesh is red)



Clean tip and wipe on wet paper towel or sponge. If using sponge, don't press down hard, sponge will launch solder at you.



Wire brush to clean work area.



Liquid flux.



Flux applicator, hypodermic needle.



Copper braid. Used to remove solder from a connection.



Wire strippers, note wire gauge sizes, 10 to 22 gauge.




Needle nose 60 degree bend, pliers  
Continued on next page




Wire cutters, small.



Aluminum, spring loaded heat sinks.



Cleaned work area, good mechanical connection of wire to rail. Heat sinks in place.




Apply flux, apply solder to IRON, apply iron to connection. When solder flows, remove heat, let cool naturally.

Close up of solder connection. Note just a "film" of solder on wire-rail connection.

## NMRA Branded Clothing and More

<https://www.cafepress.com/nmrasunrisedivision>





## NEWS

**Caboose** (Lakewood) the successor to the very popular **Caboose Hobbies** in Denver has closed. You can read the entire sad story on the following url:

<https://businessden.com/2021/01/04/caboose-once-worlds-largest-model-train-shop-runs-out-of-steam-in-lakewood/>

### **Rocky Mountain Train Supply**

The former **N Scale Supply** located in Arvada has changed its name to **Rocky Mountain Train Supply** and is now carrying HO scale as well as N and Z scales. If you are looking for a local source of model railroad items, you might give them a try.

<http://rockymountaintrainsupply.com>

6064 West 55th Ave.

Arvada, Co. 80002

### **Web page for the Sunrise Division**

To keep current with happenings in the Sunrise Division remember to go to our web page:

<http://www.trainweb.org/SunriseDivision/>

### **2021NMRA National Convention—Cancelled**

It was recently announced that the 2021 National Convention has been cancelled. The 2022 convention in St. Louis is still scheduled.

### **Facebook**

Sunrise Division now has a presence on Facebook. This will allow us to reach out to those who are looking for local railroad groups. It is open to any member of the Sunrise Division, to anyone looking to join the Sunrise Division or to anyone wanting more information about the Division. Additionally, it will provide members with a convenient way to ask or answer questions. Any member may post progress photos of their layouts, rail-fanning videos, or prototype photos. For those not on Facebook, Adam Crews ([adamcrews83@gmail.com](mailto:adamcrews83@gmail.com)) has volunteered to post for you. If you are on Facebook already and requesting to join the group, please answer the NMRA member question. This will help prevent spam accounts joining. Right now William and Adam are the administrators. If you would like to be a

moderator or administrator, please let either of them know and they will update your status after you join.

The link is:

<https://www.facebook.com/groups/NMRASunriseDivision>

or search for NMRA Sunrise Division on Facebook

Below is an image of the Facebook page.

