



December 2019

Volume 12, Number 12

Sunrise Division Officers

Superintendent.....William Boorman
 Asst. Superintendent.....Dennis Hagen
 Secretary.....Larry Stephens
 Treasurer.....Rich Flammini
 Program Chair.....Gary Myers
 Division AP Chair.....Bob Rothgery
 Youth Coordinator.....Ernee Edwards
 Education Chair.....Stewart Jones
 Modular Layout Chair.....Don Francis
 Herald Editor.....Larry Stephens
 Web Site <http://trainweb.org/SunriseDivision>

In the Herald

Next Meeting.....	1
Upcoming Clinics for 2020.....	1
Upcoming Tool Times for 2020.....	1
Upcoming Show 'n Tell Themes for 2020.....	1
From the Editor.....	2
Tool Time.....	2
December Meeting Notes.....	2
104-Year-Old Caboose.....	2
Show & Tell.....	3
Clinic.....	4
Can You Hear Me Now?.....	4
I'm Not Cheap, I'm Frugal	4
From the Library	4
Modules.....	5
URL of the Month.....	5
Upcoming Events.....	5
Trackside.....	6-9

Next Meeting

Our next Division meeting will be Thursday, January 2, 2020, at Holy Love Lutheran Church, 4210 South Chambers Road at 7PM.

Upcoming Clinic for 2020

January – The General Starring Buster Keaton, Part Two
February – Logging Video and Sectional Layout Slides - Dick Hunter
March – TBD
April – 5th Annual Sunrise Division Model Railroad Auction - Rich Flammini

Upcoming Tool Times for 2020

January – Pizza Box and T-Track Modules
 Denny Krausman
February – Wire Straightening Tool - Larry Stephens

Upcoming Show 'n Tell Themes for 2020

January – Multi-Unit Diesels
February – Livestock
March – Open Load Cars
April – Dining Cars
May – Your Favorite Loco
June – Military
July – Railroad Structure
August – RR Artifacts & Relics
September – Refrigeration
October – Dwelling Structures
November – Express Cars
December – Holiday Theme

The Denver Library digital content.
<http://digital.denverlibrary.org/cdm/>

From the Editor

I went to Limon November 23 to take some more Big Boy photos. I mainly wanted to see the tour of the UP Hugo Round House. I was there in 2001 and took photos. The Limon Museum had planned dinner with a meet-and-greet with the Big Boy crew; however, it was cancelled a few days before the event.

The photos I took in Harriman, Wyoming, showed a beautiful, restored, like-new engine. The photo my wife took in Limon shows a dirty grimy workhorse. The trip through the Midwest was not kind to its appearance.

Monday, the Big Boy headed out to Denver. One last chance for some videos. At 20 degrees outside with a big steam engine starting out at that temperature, this was not to be missed. I picked my spot early where I wanted to be and waited 35 minutes. The wait was worth it.

I went to Hugo Sunday for the tour of the UP Round House as it is undergoing restoration. There are several photographs under the Trackside column, including before and after.

The following comments are from Christopher Fox.

"The doors for bays 3-5 will be completed and installed next summer as well as the window panels above the doors. Then the historic outer structure will be historically correct and complete. The interior will be next. We are planning bays 1-4 as an event center, bay 5 as kitchen & restrooms, bay 6 as conference rooms, bay 7 as a museum, and bay 8 to be restored as an engine service bay complete with an engine."



Tool Time

Chain Link Fence Tools – Stu Jones

Stu presented a couple of tools for making chain link fence. First acquire some bridal veil from a fabric store. Krylon clear spray is used to give the material some body then spray paint with a grey paint. Next, mark off a scale six-foot line (scale) on cardboard, place the chain link material on the cardboard. Place on a paper cutter and slice along the line and you will have a

six-foot fence material. For the fence posts Stu uses K and S brass rod. Use .032 for HO scale and .020 for N scale. Stu had a couple of photos showing how a long stretch of fence looks.

December Meeting Notes

Dennis Hagen called the meeting to order and gave us a bit of history--in 1832 the first train carried mail. We introduced ourselves and, as the end of the year approaches, we gave our new year resolutions or plans for the next year regarding our trains.

Dennis announced that Stu Jones has received Master Modeler Number 648. Congratulations Stu.

Report on Bob Rothgery is that his recovery from his stroke is progressing so well that he hopes to see us all at the January meeting.



Save the Louisville 104-Year-Old Caboose



I came across this effort by a local Louisville resident. Is it really a caboose or a boxcar conversion? Read on. I have not seen one like it.


The following excerpt is from the Mid-Continent Railway Museum. "From 1938 until 1944, the Rock Island's 124th Street (Chicago) shops rebuilt 200 40-ton single-sheathed outside-braced wooden boxcars into cabooses for use across their system."

The following excerpt is from the Oklahoma Railway Museum. "The caboose was originally built as a 40-ton Class B-2 boxcar, probably by the Bettendorf Company of Iowa in 1915, for the CRI&P Railroad."

See their web for more info.

<https://thelouisvillecaboose.com/>

Show and Tell




Dick Hunter -- Items are a tie tong, a tie plate and an 1895 Engineers Certificate from Dick's wife's grandfather.



Steve Schweighofer -- Items are an N scale pickup and an Exacto handle that predates aluminum handles, probably Bakelite.




Adam Crews -- Item
is a PRR lantern from
his uncle.



Dennis Hagen -- Items are 3 railroad manuals
from 1896-1907



John Keiss - Items are an 1891 Railroad Age and an 1894 Rocky Mountain Railroad Guide he acquired from his grandmother. Also, a 1920 cast iron floor train and a Lionel passenger set from 1931.



Show and Tell (cont)



Dave Nereson -- Items are a De Witt Clinton train and an American Flyer Frontiers train.

Clinic

The movie, *The General*, with Buster Keaton was shown, at least the first hour. Part Two will be shown at the January meeting.

Can You Hear Me Now?


By Rich Flammini

We are fortunate that the number of members attending the monthly Sunrise Division meetings has grown. With that comes the challenge for those sitting farther away from the presenters to hear what is being said. In addition, some of us just don't have the hearing we had before Rock N Roll impacted our hearing. We have introduced what is hoped to be a solution.

We are testing a portable loud speaker system that should eliminate the problem. If any of you have stayed away because of the hearing issue, come join us again. You can determine if you can now hear all the model railroad knowledge that is so critical to your enjoyment of our great hobby. We hope to see (and hear) you again.

I'm Not Cheap, I'm Frugal

I keep my DCC wires in a box (it was cheap as in free). I got tired of fighting the need to pull the wires apart so clothespins to the rescue. See photo. Because wire wrap and decoder wire look the same I label clothespins W (wire wrap) and D (decoder wire).



From the Library

This month's selection is **Denver's Street Railways**, Volume 3 - The Interurbans.

You may have an interest in Denver area history, especially as it relates to transportation. Or maybe your interest is Denver history in general. This book is a must have. And, of course, your interest could be focused specifically on Interurbans. Same consideration, a must-have book.

The book contains many pictures, most in black and white, some in color. There are schedules, maps and documents to provide a very complete picture of this era in time.

On page 262, there is even a picture of members of the NMRA in Denver at the national convention on an excursion riding an interurban. They are observing the passage of the California Zephyr led by a new Alco PA at Clear Creek Junction, probably around 1949.

Published in 2010, there are 373 pages of fascinating transportation history.

As usual, if you believe this is a book you must have, contact Rich Flammini atrmflammini@msn.com to hold it for you. It will be available at the January Sunrise Division meeting.

Modules

We are going to set up the modules at the Estes Park Train Show February 14 with teardown February 16. There is going to be a need for at least three, ideally four to five, helping to set up and tear down. For those who can make it, it is a good time to take the wife or friend to also see the Rocky Mountain Park in the wintertime. Come up early, see the Park and then help set up or tear down. We can understand the effort of coming up both times and that is greatly appreciated. Stay the weekend, see the Park, bring your trains to run, attend the show and maybe buy that got-to-have train item you didn't know you wanted, see downtown (imagine walking downtown and not bumping into anyone and no lines), buy some fudge, eat out at a different restaurant. The weather was great three years ago; last year it was cold. Should it be forecasted to be dangerous this year, we won't go.

URL of the Month

Pilatus Cogwheel Train Driver's view
<https://www.youtube.com/watch?v=uim4Y1OIASk>

Now for an educational video. Walschaerts Valve Gear Explained
<https://www.youtube.com/watch?v=b7NABUkyGok>

Upcoming Events

Jan 11-12 -- 10 AM to 5 PM Sat; 10 AM to 4 PM Sun
Train Expo Colorado
Chapel Hills Mall Event Center
1710 Briargate Blvd, Colorado Springs
\$7/person, \$12/Family of two or more, under 12 free.

January 18 -- Sat 9AM to 11:30AM
Model RR & Toy Train Swap Meet
(303) 989-0087 or (303) 985-1491
Green Mountain Presbyterian Church
12900 W. Alameda Pkwy, Lakewood

Feb 15 -16 -- 9 AM to 5 PM Sat; 9 AM to 4 PM Sun
Rails in the Rockies
Stanley Fairgrounds Event Center
Estes Park
\$10/person, \$20/Family.

Mar 7 - 8 -- 10 AM to 5 PM Sat; 10 AM to 4 PM Sun
Rocky Mountain Toy Train Show
Denver Mart
451 E. 58th Ave, Denver
\$10/Adult; under 12 & Active Military free.

Mar 21-- Sat 9AM to 11:30AM
Model RR & Toy Train Swap Meet
(303) 989-0087 or (303) 985-1491
Green Mountain Presbyterian Church
12900 W. Alameda Pkwy, Lakewood

Track Side



Photos

Photo by Denise Stephens



Photo by Larry Stephens



Hugo UP Round House Restoration

I was in Hugo in 2001 and took the top photo with an inexpensive panorama camera.
The bottom photo was taken November 23, 2019



Top photo looking north to the UP main line taken in 2001.
Bottom photo was taken November 23, 2019



Top row: new roof and restored engine doors

Middle row: view of the interior and floor. The floor is made from cut ties buried vertically.

Bottom row: new roof at the front of the round house and a model of the round house. The model of the round house has the track on the wrong side so I reversed the photograph.

Note that the roof is not plywood. Every repair is historically accurate to the day it was built.

