



September 2019

Volume 12, Number 9

Sunrise Division Officers

Superintendent.....Stewart Jones
 Asst. Superintendent..... Bob Rothgery
 Secretary..... Larry Stephens
 Treasurer.....Rich Flammini
 Program Chair..... Gary Myers
 Division AP Chair..... Bob Rothgery
 Youth Coordinator.....Ernee Edwards
 Education Chair..... Stewart Jones
 Modular Layout Chair.....Don Francis
 Herald Editor..... Larry Stephens
 Web Site <http://trainweb.org/SunriseDivision>

Next Meeting

Our next Division meeting will be Thursday,
 October 3, 2019, at Holy Love Lutheran Church,
 4210 South Chambers Road at 7PM.

Upcoming Clinic for 2019

October – D&RGW Third Division Monarch
 Branch – Gary Myers
November – Abandoned Railroad Routes you
 can Drive, Walk, Jeep or Bike – Larry Stephens
December – Movie

In the Herald

Next Meeting.....	1
Upcoming Clinics for 2019.....	1
Upcoming Tool Times for 2019.....	1
Upcoming Show 'n Tell Themes for 2019.....	1
September Meeting Notes.....	2
From the Editor.....	2
Tool Time.....	2
Clinic.....	3
Big Boy.....	3
Upcoming Events.....	4
Show & Tell.....	5
BDSF Open House Invitation.....	6
Trackside.....	7

Upcoming Tool Times for 2019

October – Pickup tools - Rich Flammini
November – TBD - OPEN
December – TBD - OPEN

Upcoming Show 'n Tell Themes for 2019

October – Scratch Built Car
November – Railfan Photos
December – Old Time Item

The Denver Library digital content.
<http://digital.denverlibrary.org/cdm/>

September Meeting Notes

Stu called the meeting to order. We introduced ourselves and described our level of experience of DCC. Our levels ranged from DCC that has one more C than DC to a few who are now working with Decoder Pro.

From the Editor

I just finished up a week of vacation in Salida. The odds of running into another Sunrise member in Salida should have been very high let alone in the same motel eating breakfast at the same time. But there was Bob Rothgery who came up to do some fishing.

The Big Boy, coming to Limon during the Thanksgiving time period, was announced. It might have a day layover there.

Tool Time

Freight Car 12-Step Program - Gary Myers

Gary described his 12 steps of preparing a freight car for running on a layout. He explained that you can go under the NMRA recommended weight a ½ oz., if using metal wheels and kadee style couplers. If you don't use magnets to

uncouple, you can cut off the uncouple rod. There are a couple of different ways you can use to simulate air hoses for that prototype look. Kadee makes some nice ones while Stu Jones makes his own.

HOW TO MAKE FREIGHT CARS AWESOME

Step	Description	Materials	Tools																																				
1	Research your prototype	Internet, books, photos																																					
2	Select your rolling stock																																						
3	Remove trucks, separate wheels		Small Screwdriver																																				
4	Replace plastic wheels with metal wheels	REBOXX, Proto2000, KaDee																																					
5	Replace couplers with metal couplers	KaDee	Small phillips screwdriver																																				
6	Paint wheels (excluding axle points/treads)	Muddy brown, dirty	Paint brush / thinner																																				
	Paint trucks (except axle inserts)	add rust on journals (burnt sienna)																																					
	Paint/add wood decks, interiors	Greys, tans, dirty washes																																					
7	Distress / fade lettering (stroke weathering brush vertically). "Chip" lettering.		Fiberglass weathering brush Exacto Blade																																				
8	Add Visual Details																																						
	Air line gladhands, coupler bars	Store bought, make out of materials	"Wet" glue for aggregate Wet = elmers + water																																				
	Loads																																						
9	Weigh the car	Lead Weights	Postal Scale, CA																																				
<table border="1"> <thead> <tr> <th>NMRA RP-20.1: Car Weight</th><th>Scale</th><th>Initial Weight (oz)</th><th>Additional Weight per Body Length (in)</th></tr> </thead> <tbody> <tr> <td></td><td>O</td><td>5</td><td>+1</td></tr> <tr> <td></td><td>On3</td><td>1.5</td><td>+1.75</td></tr> <tr> <td></td><td>S</td><td>2</td><td>+1.5</td></tr> <tr> <td></td><td>Sn3</td><td>1</td><td>+1.5</td></tr> <tr> <td></td><td>HO</td><td>1</td><td>+1.5</td></tr> <tr> <td></td><td>HOn3</td><td>0.75</td><td>+1.375</td></tr> <tr> <td></td><td>TT</td><td>0.75</td><td>+1.375</td></tr> <tr> <td></td><td>N</td><td>0.5</td><td>+1.15</td></tr> </tbody> </table>				NMRA RP-20.1: Car Weight	Scale	Initial Weight (oz)	Additional Weight per Body Length (in)		O	5	+1		On3	1.5	+1.75		S	2	+1.5		Sn3	1	+1.5		HO	1	+1.5		HOn3	0.75	+1.375		TT	0.75	+1.375		N	0.5	+1.15
NMRA RP-20.1: Car Weight	Scale	Initial Weight (oz)	Additional Weight per Body Length (in)																																				
	O	5	+1																																				
	On3	1.5	+1.75																																				
	S	2	+1.5																																				
	Sn3	1	+1.5																																				
	HO	1	+1.5																																				
	HOn3	0.75	+1.375																																				
	TT	0.75	+1.375																																				
	N	0.5	+1.15																																				
10	Re-decal/paint car number	Decals/Paint																																					
11	Weathering	Weathering powders/chalks dullcote sealer	Old brushes latex gloves																																				
12	Reassemble car		screwdrivers, CA																																				



Join the National Model Railroad Association (NMRA), www.nmra.org
A Help Desk of model railroaders in your neighborhood
We have fun with model railroading, share with and help each other,
and learn new things all of the time, and we can help you.
 Sunrise Division, of the Rocky Mountain Region (www.rmr-nmra.org)
 1st Thursday of the Month, Holy Love Lutheran Church, 4210 S. Chambers, Aurora, CO 7:00 pm - 9:00 pm



Clinic

Decoder Installations - Stewart Jones

Stu gave an introduction to DCC covering some of the basics. Digitrax is one of the most popular manufacturers of DCC equipment with their entry level Zephyr. NCE is another brand and is preferred by a number of members.

Stu went through several makes of engines and their pickups, wiring and speaker placement. He covered several topics including lighting and placement of decoders, the remoting of old Athearn engines, several different decoders (many sound decoders having a capacitor to keep sound from dropping out) and how to read resistors.

Of all the CVs that we can change, CV 29 is one of the most important. It controls how the engine is going to be used and how it runs.

The programming track is separate from the main line and allows program boosters which raise the voltage for programming.

Decoder CVs and the different manufactures' uses of them were highlighted.

There were questions on how to mount the speaker such as, what if there is not room due to cab details and other problems? Larry suggested mounting speakers in the dummy following the front engine. The Athearns he uses has at least one dummy per powered engine. The sound difference is huge and easy to do, although you do have to tether the engines with two wires. (He also used the wheels of the dummies for additional pickup now using four wires between engines). Additional questions were passed around.

Big Boy (from UP Steam Club Update)

For the final time this year, the Big Boy No. 4014 will ride the rails on the Union Pacific system. We're calling it "The Great Race Across the Southwest." No. 4014 will leave Cheyenne September 27, and travel to locations in Arkansas, Arizona, California, Colorado, Kansas, Missouri, Nevada, New Mexico, Oklahoma, Texas, Utah and Wyoming. Display locations include:

- Oct. 2-3: Provo, Utah
- Oct. 7: Las Vegas, Nevada
- Oct. 10-11: Greater Los Angeles Area
- Oct. 18: Tucson, Arizona
- Oct. 21-22: El Paso, Texas

While we are releasing the route map for the entire tour, only the October display dates are currently available. We anticipate releasing the full schedule before the September 27 tour launch. View the route map and October schedule at the [Steam section of UP.com](#).

As with past tours, you can follow No. 4014 as it makes its way across the system via our [Steam Locomotive Tracking map](#), which traces No. 4014's location and is continuously updated while the train is on the move.

You also can track the Big Boy via the UP Steam Twitter page at

http://www.twitter.com/up_steam. The account tweets the train's location as it changes.

Find both the tracking map and Twitter feed, along with [steam schedule information](#), at upsteam.com.

The *Experience the Union Pacific Rail Car*, a new, multi-media walk-through exhibition providing a glimpse at the past while telling the story of modern-day railroading, will accompany the Big Boy and will be open for free tours at select locations. [Find out more](#).

UP has just released the schedule. Go to <https://www.up.com/heritage/steam/>

Upcoming Events

September 21 -- Sat 9AM to 11:30AM
Model RR & Toy Train Swap Meet
(303) 989-0087 or (303) 985-1491
Green Mountain Presbyterian Church
12900 W. Alameda Pkwy, Lakewood, CO

October 5-6
High Plains 3-Railers Exhibit
Colorado Railroad Museum
17155 W. 44th Avenue.
Bring a picnic basket and enjoy the sights and sounds of classic toy trains from 1925 to the present. Refreshments available. Wheelchair accessible. Free parking. Admission: Adults \$10; Youths \$5. Contact Colorado Railroad Museum at 303-279-4591 or visit coloradorailroadmuseum.org

October 12-13 -- Sat 10AM-5PM; Sun 10AM-3PM
Train Expo Colorado
Chapel Hills Mall Event Center
1710 Briargate Blvd., Colorado Springs, CO
\$6/person, \$10/family of two or more, under 12 free. \$1 Discount for Seniors or Military
[Train Expo Colorado](#)

October 12-13 -- Sat 9AM-5PM; Sun 10AM-4PM
Rocky Mountain Train Expo
Denver Mart 451 E. 58th, Denver, CO
[Rocky Mountain Hobby Expo](#)

November 16 -- Sat 9AM to 11:30AM
Model RR & Toy Train Swap Meet
(303) 989-0087 or (303) 985-1491
Green Mountain Presbyterian Church
12900 W. Alameda Pkwy, Lakewood, CO

November 30-December 1 -- Sat 10AM to 5PM;
Sun 9AM to 4PM
Rocky Mountain Train Show
The Ranch Events Complex, 5280 Arena Circle,
Loveland, CO (I-25 Exit 259 East)
Admission: \$8, Children under 12, Scouts,
Active Military: Free

Hobby-Expo LLC runs a series of swap meets during the year. The swaps include pre-owned Model Railroad, RC, Scale Model Kits, Drones, Slot Cars, Diecast, Rockets, Collectible & Specialty Toys, Games, Pop Culture products and more!
December 15 – Sun 10AM to 4PM
Highlands Masonic Center
3550 Federal Blvd.
Denver, CO 80211

Show and Tell

John Kerbaugh presented his REA Express Office. It was rebuilt from a bunch of pieces and John can't remember where they came from.



Leigh Swan presented his modified DPM kit, Edna's Bakery, after his mother-in-law. The sign on the side of the building was done using the sanding the paper very thin technique.




Rich Flammini presented his minor scratch built structure. A Walthers kit made into the Dearborn Station.




Larry Stephens presented his resin kit. His first and maybe his last. He's not a fan of resin kits although he likes the wood look.



Steve Schweighofer presented his all-paper building. He photocopied the building and then printed it out on card stock and then glued it.




Ken Cruise presented his lighted Stone Bakery. A City Classic Kit with a highly detailed and lighted interior.





Fall River Division



Open House!

Saturday, October 26, 2019



***11790 N. Beasley Rd.,
Longmont, CO 80504***

**Easy Access to/from
I-25 and Hwy119!**

Open to Everyone!

10am – 4pm

**For additional information about the BNSF Fall River Division, please visit www.bnsfrr.net.
Join us on Facebook at <https://www.facebook.com/Fallriverdiv/>**

Track Side



Photos

Photo by Larry Stephens

James E. Strates Shows passenger car located in Alamosa.
IHC put out a set of these passenger cars several years ago.

